



KAREM WOODCRAFT

HUGE STANDARD RANGE & CUSTOM TIMBER PRODUCT MATCHING SERVICE



AS SEEN ON TV



Pergolas & Gazebos



Custom Products



Hampton styles



Frieze Work



Period Style Products



Verandah Posts & Fretwork



Gates



Architraves & Skirtings



QR CODE FOR BROCHURES REORDER



**Stair kit Range
Any Timber
Any Going
Any Rise**

**Please Flip Brochure
To View Our Stair Range**



Decorative Barge Boards

TIMBERS
LOSP PINE, CYPRESS PINE, MERBAU, VIC ASH, CEDAR, CUMARU AND MUCH MORE **Edition 15**

FOR TECHNICAL SUPPORT
1300 547 581
Phone: (03) 9720 7266
Fax: (03) 9720 7191
852 Mountain Hwy Bayswater
3153 VIC
E: sales@karemwoodcraft.com.au
WWW.karemwoodcraft.com.au

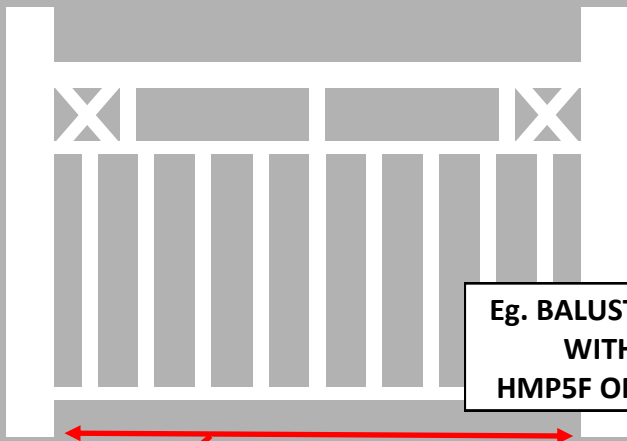
**HOW TO MEASURE AND INSTALL GUIDES
INSIDE AND MORE FOUND AT
WWW.karemwoodcraft.com.au**

HAMPTON STYLE

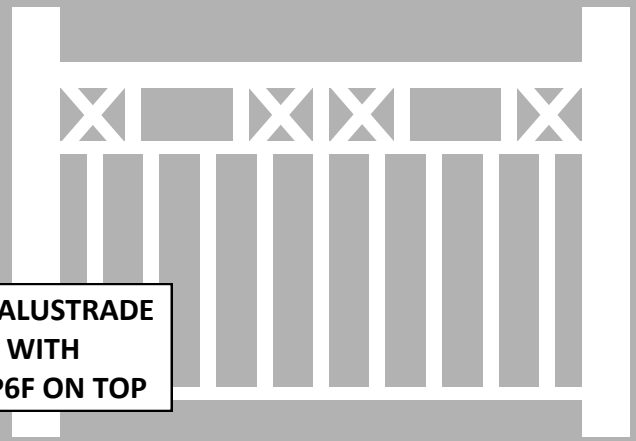


VHP1 POSTS

Are Available in:
88 x 88 mm
112 x 112 mm
135 x 135 mm
From 1100 - 5400mm



**Eg. BALUSTRADE
WITH
HMP5F ON TOP**



**Eg. BALUSTRADE
WITH
HMP6F ON TOP**

**Note: All balustrades are made as a fully assembled panel to your measurements between posts.
Full height posts and newel posts sold separately.**

CUSTOM MADE TO YOUR NEEDS

NEW RANGE

- Posts ● Balustrades ● Stair Flights
- Fretworks ● Fence Panels ● Flyscreen Doors
- Privacy Screens ● Gates ● Window Pelmets



HMP8F

FRETWORKS

Note:
All These Patterns Are Available
Across This Range Of Products



HMP7F



HMP6F




HMP5F

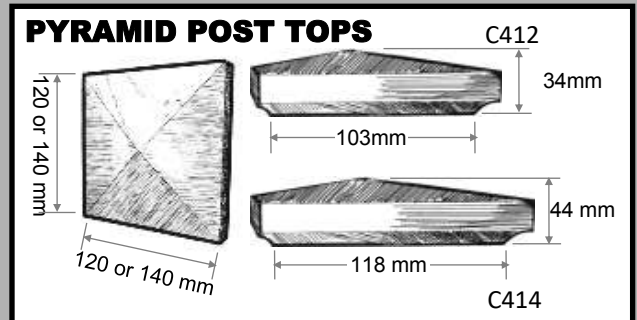


HMP4F

**Eg. PRIVACY SCREEN
WITH
HMP4F PATTERN**



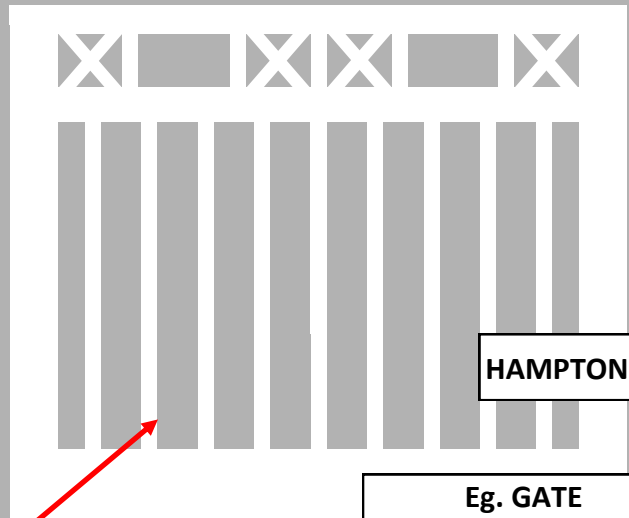
**Eg. WINDOW PELMET
WITH
HMP4F**



FLY SCREEN DOOR



SD21



HAMPTON 6.0

**Eg. GATE
WITH
HMP6F ON TOP**

FOR TECHNICAL SUPPORT
1300 547 581
Phone: (03) 9720 7266
Fax: (03) 9720 7191
852 Mountain Hwy Bayswater 3153 VIC
E: sales@karemwoodcraft.com.au
WWW.karemwoodcraft.com.au

Note:
**Gates And Fence panels Are Open Through
Top Pattern Area.**
**Bottom Has A 19mm Thick Ply Panel
Rebated Into Frame.**

LOSP.TREATED

KAREM WOODCRAFT PERGOLA / GAZEBOS KITS

FLAT PACK PERGOLA KITS

**NEW
RANGE**

**KITS ARE
LOSP TREATED
AFTER BEING MANUFACTURED**

Definitions:

BEAMS: are the main bottom timbers attached on both sides of the posts.

RAFTERS: are the middle row of timbers that lock together as a square brace between the beams and batons.

BATTENS: are the top row of timbers that also brace the structure and are laid in the same direction as the beams.

POSTS: are the upright timbers that support the pergola kit

END PATTERN: The end pattern is on the ends of both Beams and Rafters.

STYLE OF KITS:

ATTACHED STYLE (AS) is to a pre-existing structure. Note: This kit has **2** posts

FREE STANDING STYLE (FSS) is not attached to any structure.

Note: This kit has **4** posts.

SIDE DEPTH

Is the side of the pergola kit that has both beams and Batten ends projecting outwards.

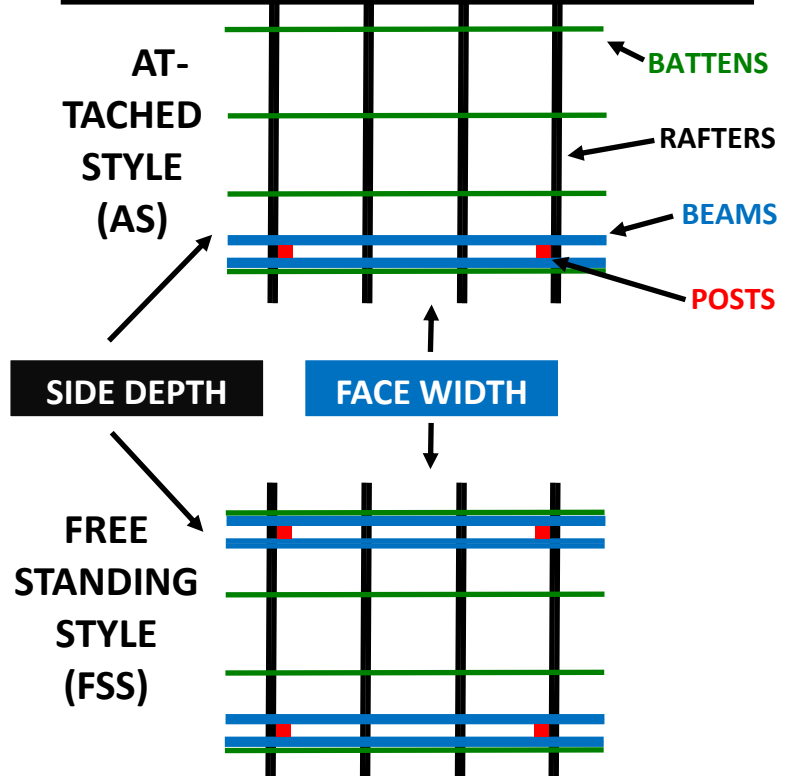
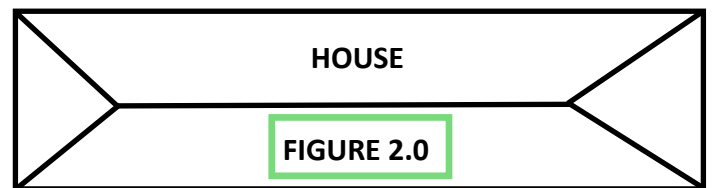

FACE WIDTH

Is the front face of the pergola kit with the long surface of the Beams showing and Rafter ends projecting forward .



FIGURE 1.0

END PATTERN



Our Pergolas and Gazebos are semi permanent structure Class 10a
PLEASE CONTACT YOUR LOCAL COUNCIL

KAREM WOODCRAFT PERGOLA / GAZEBOS KITS

FOR TECHNICAL SUPPORT

1300 547 581

Phone: (03) 9720 7266

Fax: (03) 9720 7191

852 Mountain Hwy Bayswater

3153 VIC

E: sales@karemwoodcraft.com.au

WWW.karemwoodcraft.com.au

4 STEP ORDER FORM

Customer Details

NAME: _____

ADDRESS: _____

SUBURB: _____ STATE: _____

PHONE: _____ MOBILE: _____

EMAIL: _____

SIGNATURE: _____

NOTES :

EXAMPLE TABLE BELOW KITS measured in millimetres (mm)

FACE WIDTH	1200	1800	2400	3000	3300
SIDE DEPTH	1200	1800	2400	3000	3300

STEP 1

Select Kit Size

Refer to FIGURE 2.0

Select kit size by **circling** both **FACE WIDTH** and **SIDE DEPTH** in the table below.

FACE WIDTH	1200	1800	2400	3000	3300
SIDE DEPTH	1200	1800	2400	3000	3300

STEP 2

CIRCLE Your kit Style AS or FSS

ATTACHED STYLE **AS**

Refer to FIGURE 2.0

or FREE STANDING STYLE **FSS**

STEP 3

CIRCLE Your Timber Choice. **LOSP PINE. MERBAU. or OTHER ?**

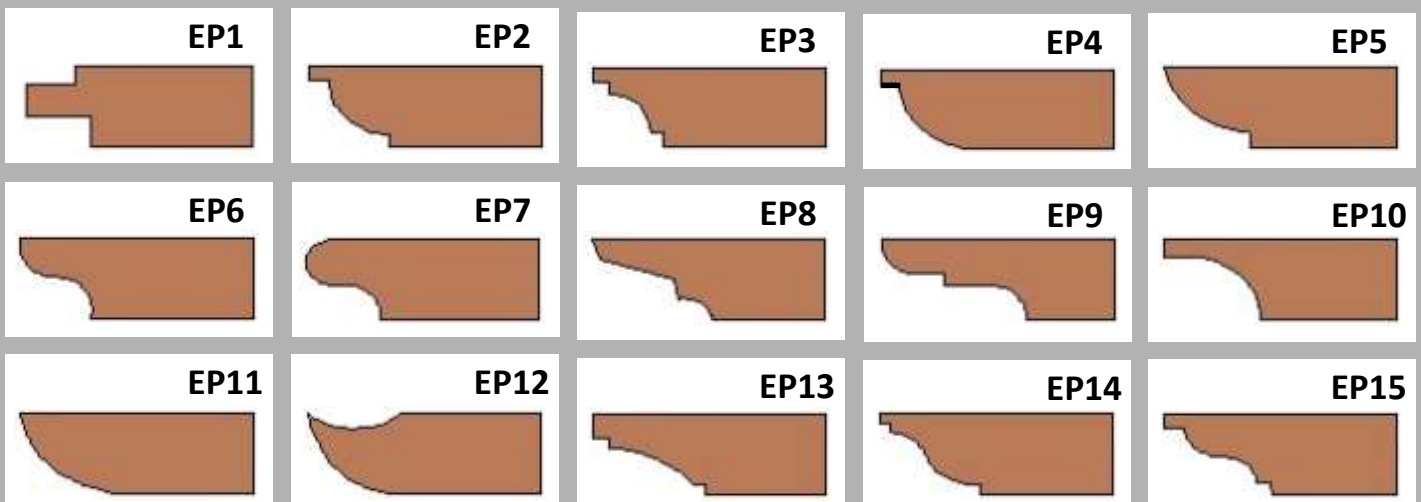
STEP 4

Select End Pattern

Put Selected Code In Box

EP ____

End Patterns Can Be Sold Separately Illustrations Below 240mm x 700mm



Custom Kits Available On Request



QR CODE FOR OUR WEBSITE

Proudly Australian Owned And Manufactured



FOR TECHNICAL SUPPORT
1300 547 581
Phone: (03) 9720 7266
Fax: (03) 9720 7191
852 Mountain Hwy Bayswater
3153 VIC
E: sales@karemwoodcraft.com.au
www.karemwoodcraft.com.au

We are an Australian owned company that has been manufacturing quality timber products for three decades. Our products include timber turned verandah posts, screen doors, balustrading, finials, gable vents, decorative fretwork, frieze panels, stair kits and much more. Thus, it is right that we proudly proclaim "We Love Timber." It is our mission to preserve the rich heritage of Australian period style homes. At the same time, it is our goal to produce new and innovative timber products for modern homes and commercial buildings. We manufacture the best quality timber products to maintain, restore or enhance Australian houses. We also manufacture custom made timber products on top of our standard range of timber products. If you want further assistance and details with regards to our products and services, please do not hesitate to contact our friendly team members.

Karem Woodcraft 4 Generations In The Making See More On Page 18

**FREE
DELIVERY**

Free for Orders
over \$1,000.
Anything under \$55.00.
Or \$110.00 for orders
over 3.6 meters

**AUSTRALIA
WIDE**

**WE HAVE OUR OWN IN-HOUSE
LOSP TREATMENT PLANT.**

Which allows us to treat
after manufacturing
So your product is completely covered.



CUSTOM TIMBER PRODUCT MATCHING SERVICE



Page No

INDEX

13

Arched Architraves & Curved Wall Skirting Boards

32

Aluminium Capitals

14 to 16

NEW Architraves & Skirtings Boards

31 & 7s

Balustrade & Handrails

27

Barge Boards & Decorative Relief

33

Corbels

30

Corner Brackets

17

Cornices, Mouldings & Weather Boards

33

Droppers

27

Eaves Brackets

19 to 24 & 39

NEW Fencing & Gates

33

Fire Surrounds / Fireplace Mantels

31

Fretwork (External)

35 to 36

Fretwork & Window Pelmet (Internal)

30

Gable Finials

27

Gable Inserts

7 to 12 &

41 to 48

Gallery

7 to 10

NEW As seen on TV

38

How to Guides

40

Louvres & Shutters

29

Newels

32

Post Knobs & Capitals

33

Screen Doors

29

Verandah Posts

28

Verandah Rafters

33

Wall Radiator Covers

17

Weather Boards Period Style

28

Window Canopies

1s - 10s

Stair Kit Range *Please Flip Brochure To View*

25 to 26

PAINTING & L O S P TREATMENT



Karem Woodcraft

Proudly supplying Timber Products As Seen On TV



2013 For the Fraser Twins We Manufactured This Eye Catching Seat.

THE BLOCK

2013



THE BLOCK

2017

Gable Infills Code GI 5



**Right Posts code V4 112 X 112mm
Post base code moulding code
Corner brackets code CB-22**

Karem Woodcraft

THE OSLO HOTEL



AS SEEN ON TV



PROUDLY SUPPLIED BY KAREM WOODCRAFT BALUSTRADE AND FRETWORK.



**THE BLOCK
2019**



Fretwork Assembled Panels FR4 Arched With No Motif LOSP TREATED PINE.

Balustrade Assembled Panels BS6 with 42mmx 42mm Slats LOSP TREATED PINE.

THE BLOCK HQ Inside Palais Theatre St Kilda Our staircase Components



Karem Woodcraft

THE BLOCK
2020



JANUARY



AUGUST



HOUSE No 3 Daniel & Jade's
As Shown Above They
Chose Our
External Fretwork FR1
And Our Balustrade BS1

HOUSE No 1 Harry & Tash's
As Shown To Right They
Chose Our External Fretwork
FR4
Along With Our Balustrade
BS1
And Our Post V4 112mm x
112mm

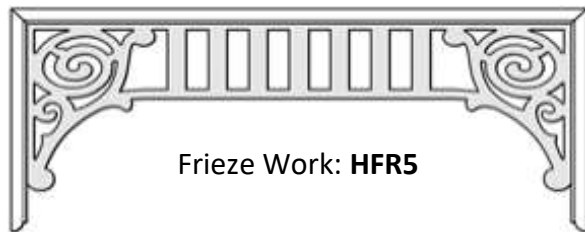


Karem Woodcraft

**HOUSE
RULES**



**2018 We Manufactured This
Frieze Work HFR5 For TOAD &
MANDYS House**



Frieze Work: HFR5

AS SEEN

2018



Surrey Gardens Rotunda




Karem Woodcraft



We can work from a photo



Karem Woodcraft





**INTERNAL ARCHED ARCHITRAVES
AND CURVED WALL SKIRTING**



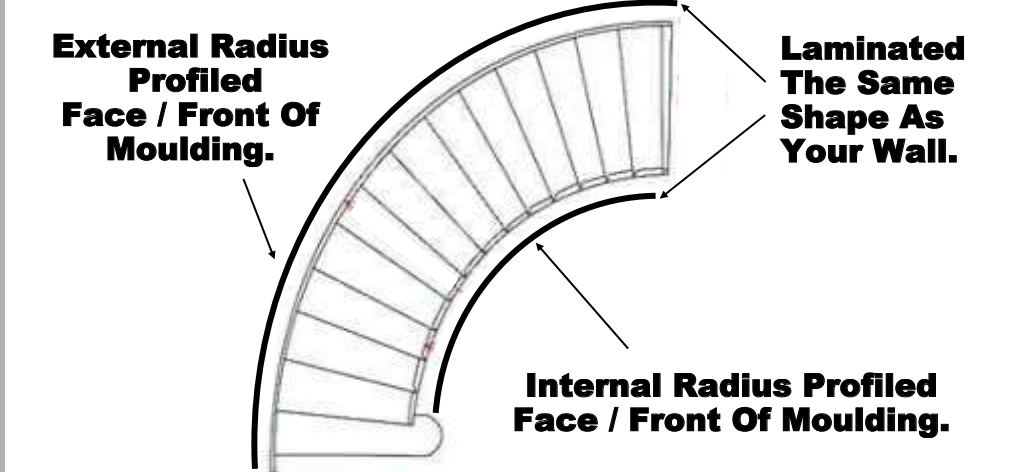
**Arched Architraves manufactured out of
MDF or any timber, any shape, any profile.
Made to your measurements.**



**Over 3,000 profiles
available with full in
house matching service.**

**See our How to Order Guides at:
www.karemwoodcraft.com.au**

**Curved Wall Skirting Boards Any Internal
or external radii, any profile, any timber.
Made to your measurements.**




**NEW
RANGE**

ARCHITRAVES & SKIRTING BOARDS

ARCHITECTURAL ARCHITRAVES & SKIRTING BOARDS

OUR STANDARD RANGE IS AVAILABLE IN
PRE PRIMED OR RAW MDF ALSO
OTHER TIMBER BY REQUEST.

**Any Timber
Any Profile
Any Size**



BELOW
Empire SA Architrave
110mm TO 300mm x
18mm

Empire SA Skirting
110mm TO 300mm x
18mm



TO THE RIGHT →
XG Architrave
90mm TO 300mm x
18mm

XG Skirting
90mm TO 300mm x
18mm





ABOVE
LT Architrave
80mm TO 300mm x
18mm

LT Skirting
80mm TO 300mm x
18mm

BELOW
GS Architrave
90mm TO 300mm x
18mm

BV Skirting
50mm TO 300mm x
18mm



ABOVE
AH Architrave
90mm x 18mm

AJ Skirting
120mm TO 300mm x
18mm

BELOW
VA Architrave
120mm TO 300mm x
25mm

PK Skirting
140mm TO 300mm x
18mm to 25mm



ABOVE
DT Architrave
55mm TO 300mm x
18mm

DT Skirting
55mm TO 300mm x
18mm





ABOVE
FN Architrave
 85mm TO 300mm x
 18mm

FN Skirting
 85mm TO 300mm x
 18mm



ABOVE
TT Architrave
 70mm TO 300mm x
 18mm

TT Skirting
 70mm TO 300mm x
 18mm



BELOW
CV Architrave
 90mm TO 300mm x
 18mm

CV Skirting
 90 mm TO 300mm x
 18mm

BELOW
PBA Architrave
 100mm TO 300mm x
 18mm

PBA Skirting
 100mm TO 300mm x
 18mm



ABOVE
XA Architrave
 85mm TO 300mm x
 18mm

XA Skirting
 85mm TO 300mm x
 18mm



DECORATIVE MOULDINGS & CORNICES



**CUSTOM TIMBER PRODUCT
MATCHING SERVICE**

PERIOD STYLE WEATHER BOARDS



Karem Woodcraft 4 Generations In The Making

Our family involvement in Timber and Joinery began in Box Hill, Victoria and came about at the time of the Great Depression. The former business known as Westons Timber, had been purchased by my grandfather Daniel Robert Dossetor and re named Station Timber Yards Joinery.

As a consequence of the Depression, my father, Daniel Randal Dossetor, was removed overnight from Geelong Grammar at age 16 and put to work for the next 4 years. The joinery and timber yard prospered specialising in joinery for church restoration along with staircases and windows. My father joined the RAAF when WW2 began and was awarded the DFC. He returned from the War and set up as a builder sourcing timber and joinery from the family business. During this time he had also become a founding member of the HIA.



Station Street, Box Hill, VIC
circa 1939

My father retired in 1982 when I became managing director. From 1982 onwards I attempted to increase the retail component of the business while at the same time retaining our trade custom. In the mid 1980's I recognised the popularity of Period Style Renovation in the area, so Station Timber Yards went down a path in Box Hill of becoming Period Style Products specialists. The Joinery side of the business had been moved to a site in Bayswater and had taken over another joinery Business called Karem Woodcraft and it continues under that name as the largest producer in Victoria of period style products, many of which were produced at the Joinery in Box Hill by My Grandfather Daniel Robert Dossetor.

The fourth generation, my son, David Rumney Dossetor is now the general manager and runs the business with a very experienced team including his uncles ,my brothers, Daniel and Simon Dossetor still working within the factory keeping up the family tradition. I have continued to develop my links with the timber industry and have been a long serving member of the board of the Timber Merchant's Association, serving as President for some of those years. I have also served as a ministerial advisor in an honorary capacity to three Liberal and two Labour Federal Ministers for Agriculture and Forestry. For further detail on our company history refer to our website

Clive Dossetor

Managing Director

KAREM WOODCRAFT GATE RANGE

OUR TIMBER GATE RANGE IS JUST THE BEGINNING

HUGE STD RANGE ALONG WITH CUSTOM TIMBER PRODUCT MATCHING SERVICE




 **KAREM** 1985 EST **OVER 35 YEARS**
WOODCRAFT

FOR TECHNICAL SUPPORT
1300 547 581
Phone: (03) 9720 7266
Fax: (03) 9720 7191
852 Mountain Hwy Bayswater 3153 VIC
E: sales@karemwoodcraft.com.au
[WWW.karemwoodcraft.com.au](http://www.karemwoodcraft.com.au)

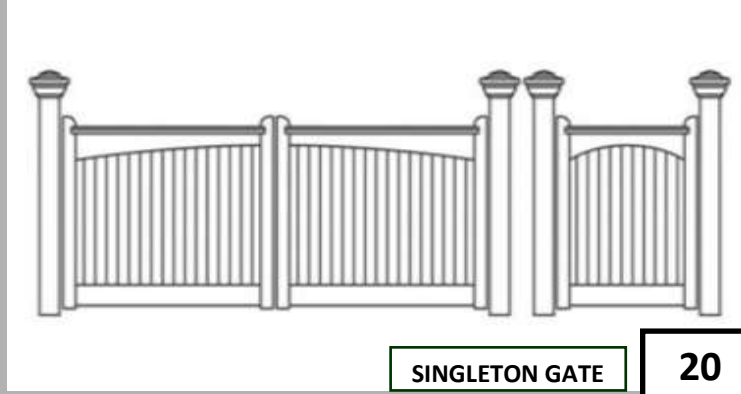
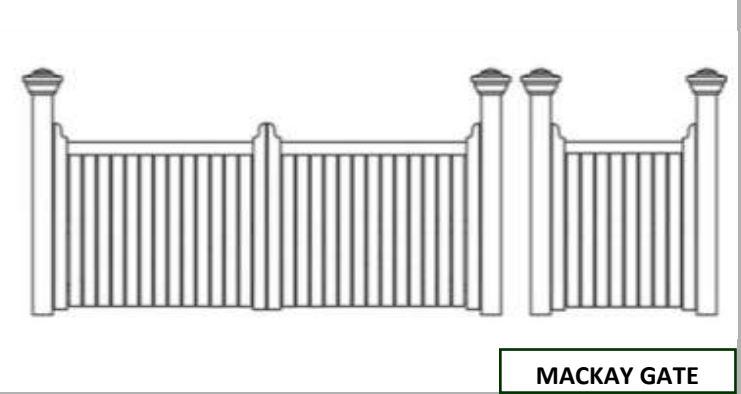
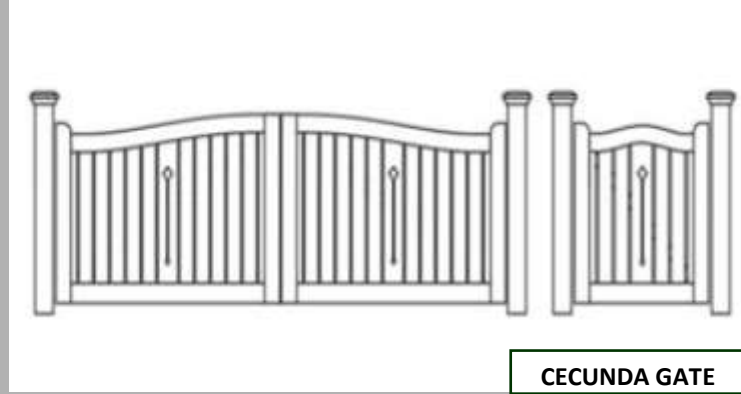
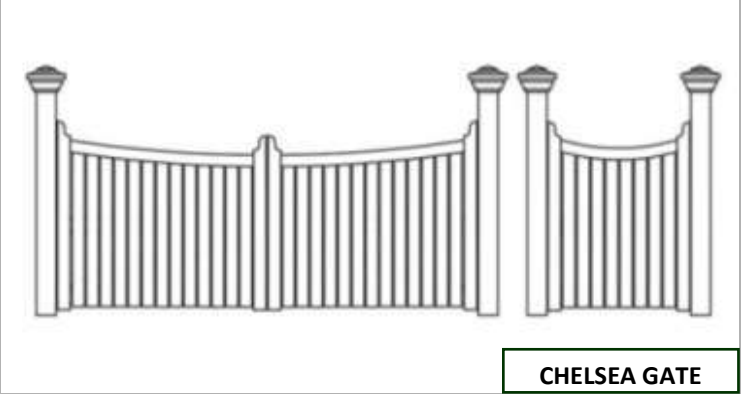
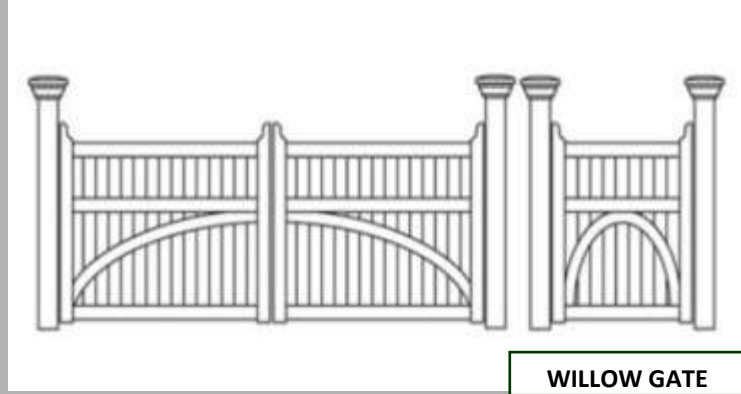
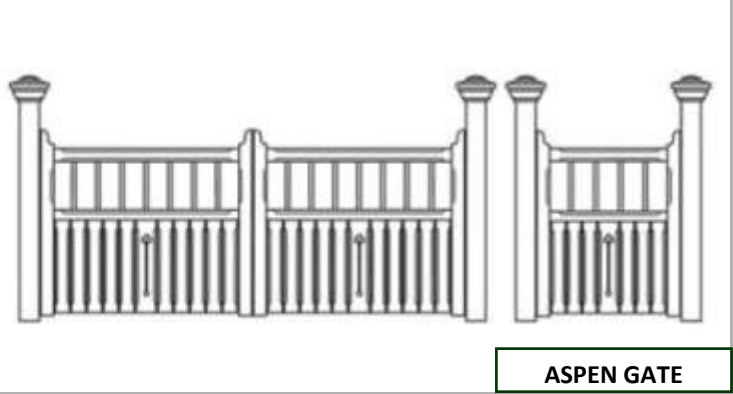
KAREM WOODCRAFT GATE RANGE

For Much Much More Please Visit Our Website. www.karemwoodcraft.com.au

Karem Woodcrafts High Quality Gates Are Manufactured With:

- Mortise and Tenon joints. → 
- 16mm thick ply boards.
- 90 mm x 42mm thick frames.
- We have our own in-house LOSP treatment plant.
- We use LOSP Treated pine as standard, other timbers available.
- Full custom matching service on gates and posts, plus lots more.
- All gates made to suit your sizes and needs.
- Gates and posts sold separately.
- We highly recommend the use of oil based primers and light coloured paints 60% + LRV please see our web site for painting instruction.

FREE DELIVERY
Free for Orders over \$1,000.
Anything under \$55.00.
Or \$110.00 for orders over 3.6 meters.
AUSTRALIA WIDE



KAREM WOODCRAFT GATE RANGE



SMITHTON GATE



CLEVE GATE



WINTON GATE



BALLINA GATE



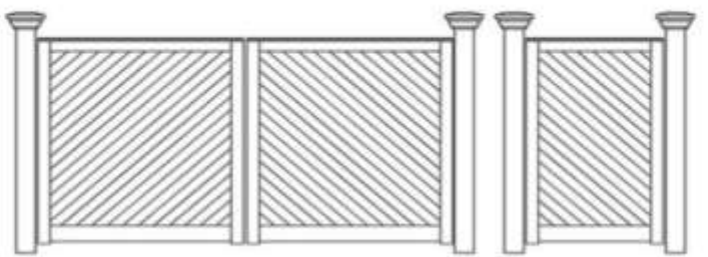
CHARTERS GATE




EMMET GATE



MILES GATE



COOPER GATE



EMERALD GATE



WILPENNA GATE

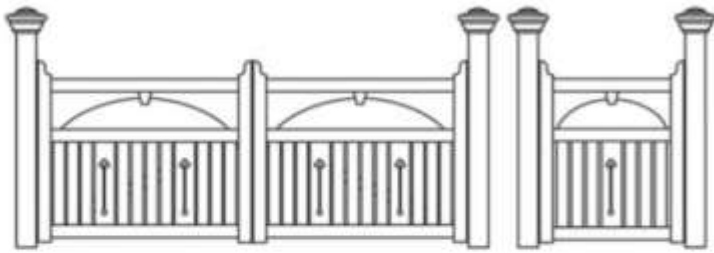
KAREM WOODCRAFT GATE RANGE



BOURKE GATE



ROMA GATE



PENOLA GATE



ORBOST GATE



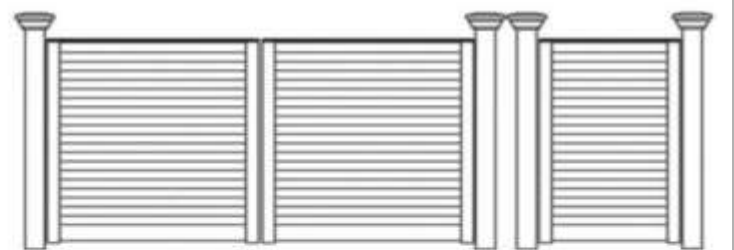
COLER GATE



SOUTH GATE



ROY GATE



SWAN GATE



FOR TECHNICAL SUPPORT

1300 547 581

Phone: (03) 9720 7266

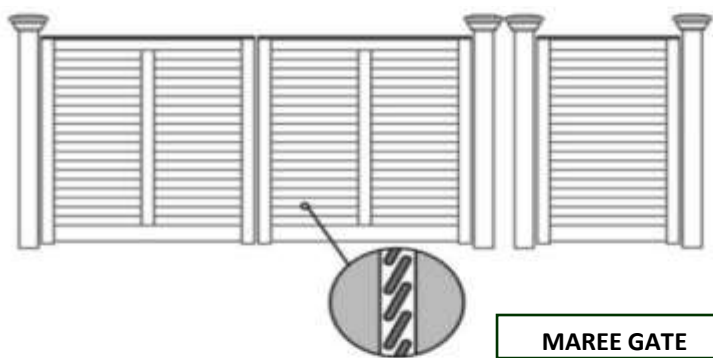
Fax: (03) 9720 7191

852 Mountain Hwy Bayswater 3153 VIC

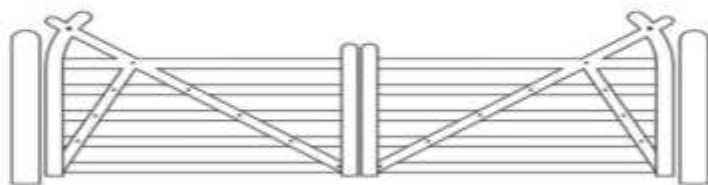
E: sales@karemwoodcraft.com.au

WWW.karemwoodcraft.com.au

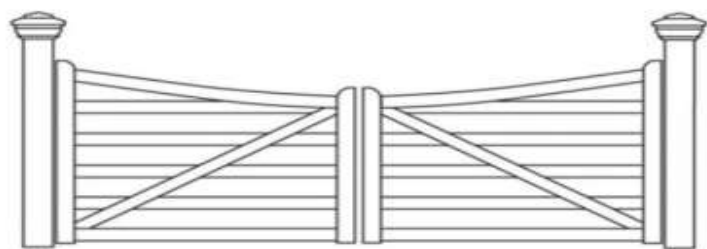
KAREM WOODCRAFT GATE RANGE



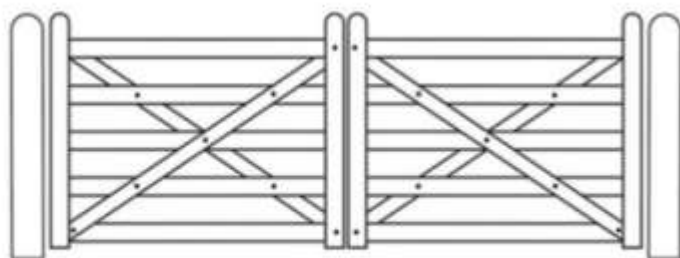
MAREE GATE




JABIRO GATE



REMARK GATE



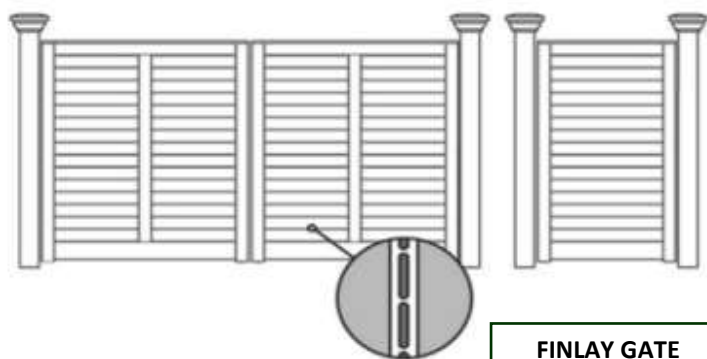
LAURA GATE



JUNE GATE




EAST GATE




FINLAY GATE



WITTEN GATE



MOSS GATE

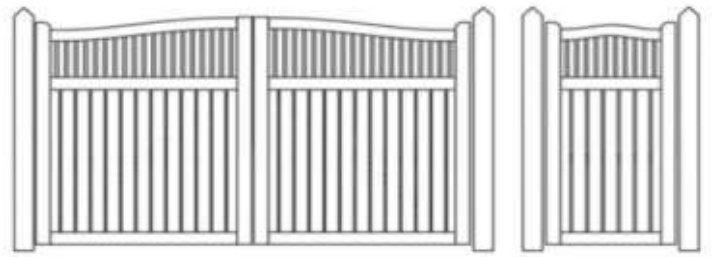


HOPETON GATE

KAREM WOODCRAFT GATE RANGE



MITCHEL GATE



PARKS GATE




ROBE GATE



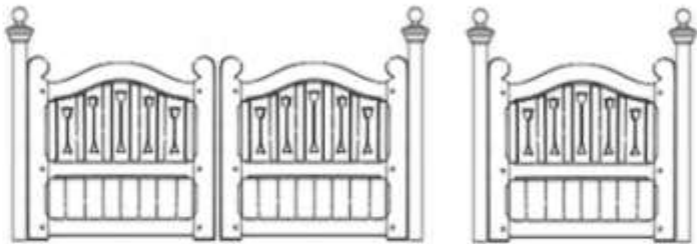
VENER GATE



CANTERBURY GATE



HAWTHORNE 2.0 GATE



KENSINGTON GATE



PERTH GATE



FOR TECHNICAL SUPPORT

Phone: (03) 9720 7266

1300 547 581

Fax: (03) 9720 7191

852 Mountain Hwy Bayswater 3153 VIC

E: sales@karemwoodcraft.com.au

WWW.karemwoodcraft.com.au

FOR TECHNICAL SUPPORT
 1300 547 581
Phone: (03) 9720 7266
 Fax: (03) 9720 7191
 852 Mountain Hwy Bayswater 3153 VIC
 E: sales@karemwoodcraft.com.au
WWW.karemwoodcraft.com.au



Which Products Are Eligible?

Quality Timber Products

At Karem Woodcraft we offer a 25 year Guarantee on all external LOSP H3 Treated Pine products which are for above ground. We are proud of our products and that's why we stand by them. All you need to do is follow our care + painting instructions and if anything goes wrong we'll be there for you.

High Quality & Environmental Friendly.

All our LOSP H3 Pine products are treated in-house with our Osmose Protim treatment tank. We have been using this for over 30 years! Our Protim LOSP H3 treatment system is a tried and trusted method of preserving timber against

fungal decay and insect attack for external timbers. The Pine is treated to a level of LOSP H3 after being manufactured. This ensures our customers have a long lasting product when placed in the harsh Australian environment. Not only will it stand up against rain; but also to heat which is a major factor in the life of a timber.

ALL PRODUCTS TREATED WITH LOSP ARE FOR EXTERNAL USE ONLY

(Light Organic Solvent Preservative)

Unless otherwise stated



* See separated limited guarantee document

**Oil base primer required,
 please refer to painting
 instructions**

What About Other Products? To give you peace of mind across our full product range, we also have a 10 year manufacturing warranty on all assembled products. Note: Our 25 year guarantee is product replacement only, when our painting guidelines have been followed. Not any installation cost etc.

Painting of L.O.S.P. (Light Organic Solvent Preservative) products for external use

This is a clear treatment - Unprimed

KAREM'S LOSP TREATMENT is **CLEAR** due the fact some of our customers choose to stain our timber different colours.

'Please adhere to painting advice from your nearest paint specialist'

WE RECOMMEND an Alkyd (oil based) system

- Two thin coats of oil based primer/undercoat
- Two to three thin (top) coats of acrylic/water based to finish

It is highly recommended that you don't paint your products until 72 hours have passed from delivery.

As with many things in life, we wish only your return business and provide new products for exciting renovations and new homes. Please understand that all products are treated to a level of LOSP H3 after manufacture, to give the customer a lasting product when placed in the harsh Australian environment. Not only rain but heat is a major factor when placing any timber product outside.

The PROTIM LOSP treatment system is a tried and trusted method of preserving timber against fungal decay and insect attack for external timbers in above ground applications. Initial correct preparation and application of surface coatings, followed by a simple, regular maintenance regime means your outdoor PROTIM treated timber will provide you a long term aesthetic pleasure.

ALL SIX SIDES of any product fitted must be painted (Includes end grain prior to installation).

For best performance PROTIM H3 treated timber should be kept dry during and after installation, until paint has been applied.

When handling an LOSP product, please refer to:

www.osmose.com.au/osmose-protim-optimum.htm

For further information on external fixings and advice when using or fitting an LOSP product, please ask your local hardware store representative.

LRV SCALE

0% 10% 20% 30% 40% 50% 60% 70% 80% 90% 100%



**We strongly recommend the use of paint colours above 60% (LRV) "Light Reflective Value"
Please contact with your paint supplier or manufacture .**

PAINT COLOURS

ALL TIMBER PRODUCTS, LOSP TREATED PINE OR NON TREATED, exposed to sunlight should be painted with light reflective colours, as dark colours absorb light and heat. Using dark colours will cause a drying effect on the timber products and could cause extreme overheating of the surfaces facing the sun, this would also create unacceptable stress on the structure of timber and joints. The use of a light coloured topcoat is essential. Your paint supplier or paint manufacturer can advise you on the light reflective value (LRV) of the colour you have selected - the higher the LRV, the less heat the substrate will absorb and then lengthen the expected life of the paint finish and product.

Black has a LRV or approximately 5. White has a LRV or approximately 95. Choosing paint colours with an LRV of greater than 60 is a wise choice.

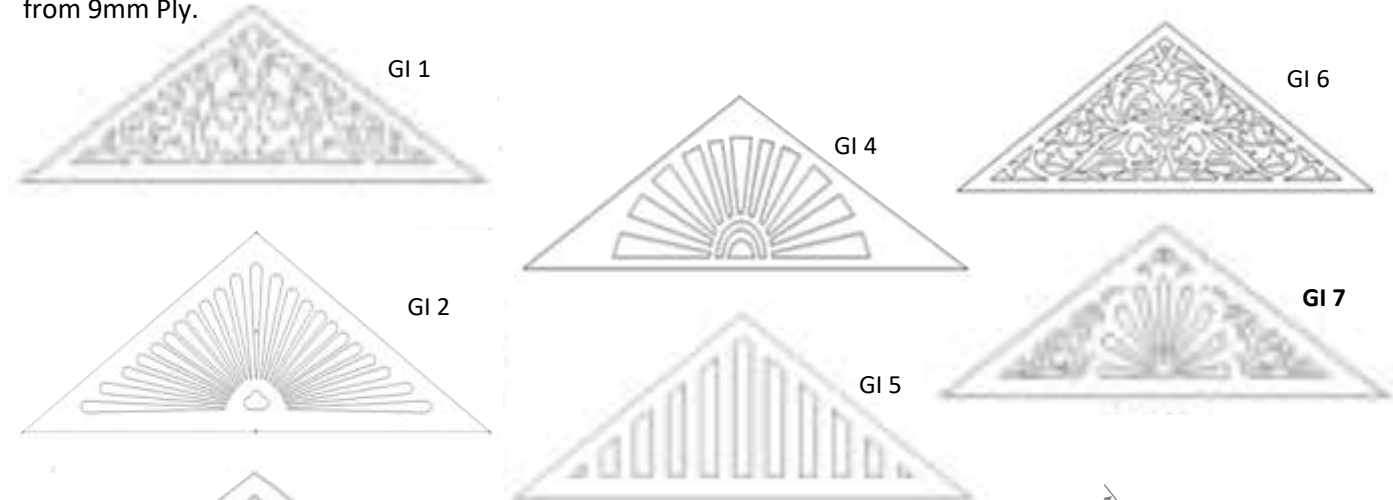


EXTERIOR DECOR

DECORATIVE RELIEF & BARGE BOARDS

GABLE INFILLS

A wide range of styles are available, custom machined for your gable size. Inserts are machined from 9mm Ply.



GI 1

GI 4

GI 6

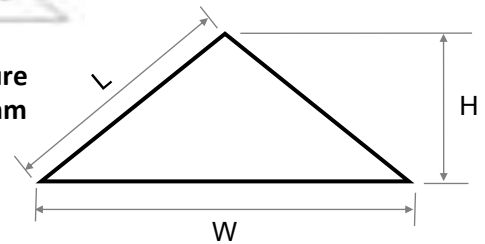
GI 2

GI 5


GI 7

GI 3

To order, measure
Height (H) in mm
Width (W)
Length (L)



GABLE VENTS



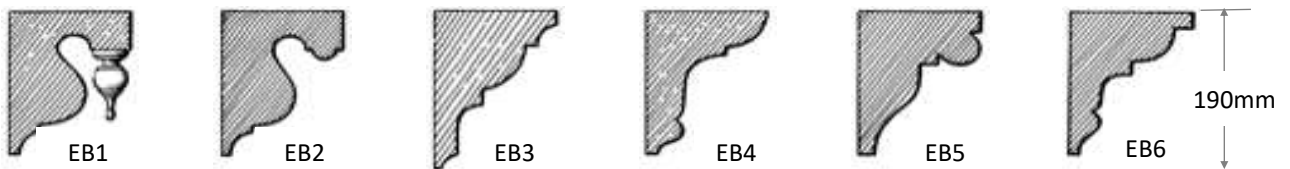
CODES FOR GABLE VENTS IN LOSP PINE

Round 450mm	GVRND450
Round 600mm	GVRND600
Hexagonal 450H x 510mm W	GVHX
Octagonal 455 x 455mm	GVOCT
Square 455 x 455mm	GVSQ
Half Round 720 x 420mm	GVHR

Other sizes available by request

EAVES BRACKETS

All styles size: 140x190x42 mm



EB1

EB2

EB3

EB4

EB5

EB6

Select from our wide range of exterior décor products. All products are available in standard design or can be made to order.

VERANDAH RAFTERS

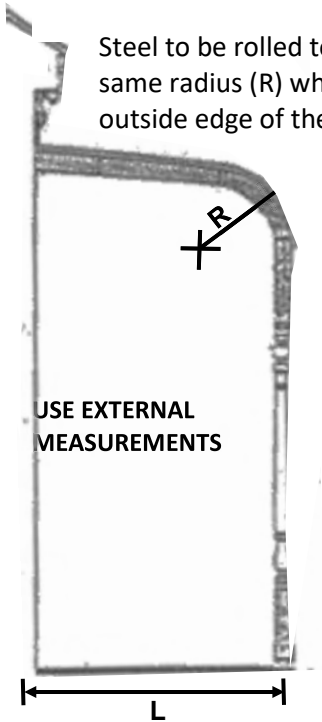
FULL MATCHING SERVICE



PERIOD PRODUCTS
STD LOSP Pine. Other timbers by request

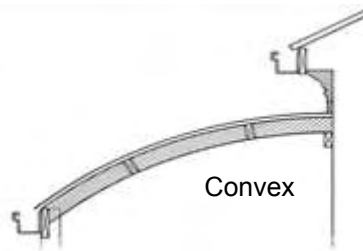


SAMPLE VERANDAH ELEVATION BULLNOSE

Steel to be rolled to the same radius (R) which is the outside edge of the rafter



Karem have an extensive range of sizes and curves (radius) for the rafter styles below. All rafters are made in LOSP treated pine and **made to your measurements**

To order your verandah rafters, measure
Length (L) in mm
Radius (R) in mm
USE EXTERNAL MEASUREMENTS



WINDOW CANOPIES

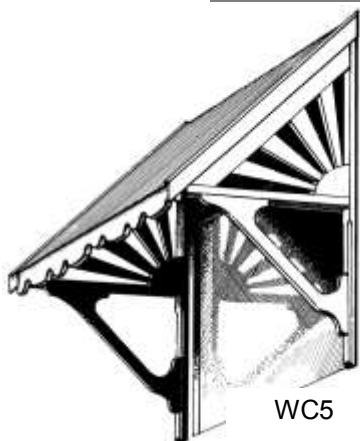
Window canopies provide a decorative yet functional solution against radiant heat. They are available as ends only or as a complete kit (including miniorb/small corrugated steel sheets Zinalum or your choice of colourbond color). They are manufactured in LOSP treated pine. **'How to' assembly guide included.**

Due to different mounting surfaces, kit does not include flashing.

Options for mounting:

- Canopy roofing sheets placed up under bottom edge of weatherboard
- Place a length of timber across the top of roofing sheets
- If flashing is required push up under the weatherboard and mould bottom edge to suit the shape of roofing sheets.

CUSTOM AVAILABLE



WC5



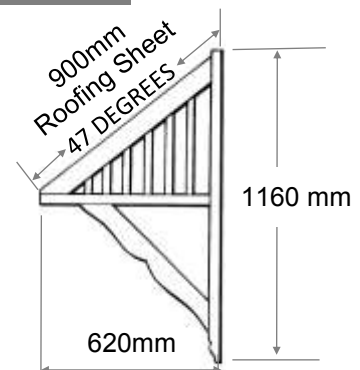
WC1



WC2



WC3



WC4



VERANDAH POSTS

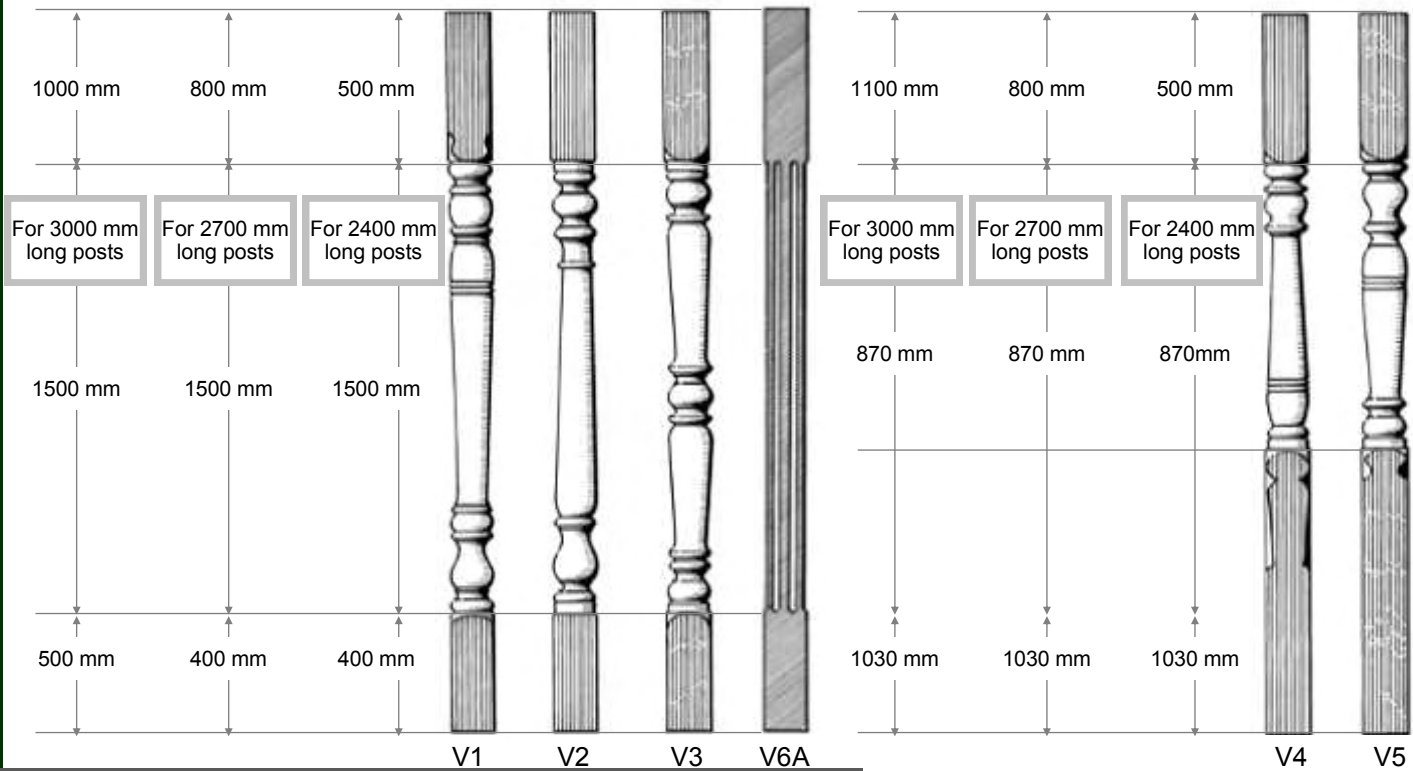
Standard Thicknesses of Verandah Posts

- ⇒ 88 x 88mm
- ⇒ 112 x 112mm
- ⇒ 135 x 135mm

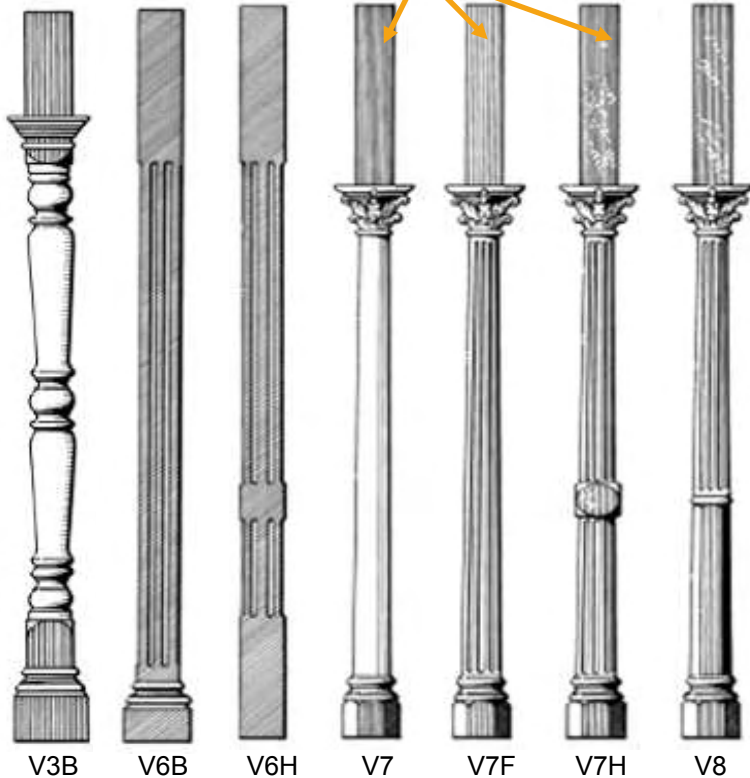
Other sizes available by request

Standard Lengths of Verandah Posts:


- ⇒ 2400mm
- ⇒ 2700mm
- ⇒ 3000mm
- ⇒ 3300mm
- ⇒ 3600mm



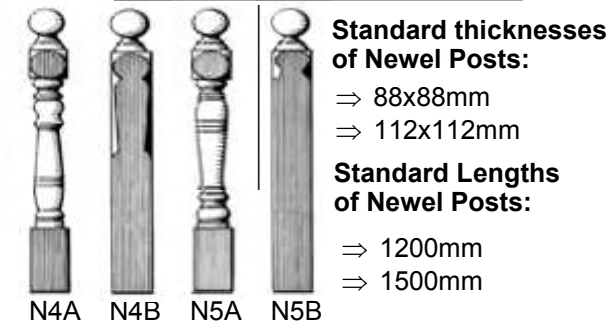
For V7 etc How To Measure Guides Found On Our Website



DROPPERS




NEWELS



Transform your verandah with a selection from our extensive range of turned and routed verandah posts, newel posts, finials and droppers. Capital and base moulds (shown in V3b) are available on other styles of posts or separately. All components are supplied in L.O.S.P treated pine (Other timbers available by request) from 1.2m high, in a range of thicknesses from 88mm sq. to 290mm sq. Turned sections and dimensions can be tailored to your specification. Gable finials displayed are available in a wide range of sizes. Custom match turning also available.

GABLE FINIALS



STYLE	FINIAL LENGTH	BOTTOM TURNING	FLAT	TOP TURNING
F1	600	100	250	250
	750		400	
	900		550	
	1200		850	
	1500		1150	
F2	600	150	125	325
	750		275	
	900		425	
	1200		725	
	1500		1025	
F3	600	NOT AVAILABLE		425
	750		215	
	900	110	365	
	1200		665	
	1500		965	



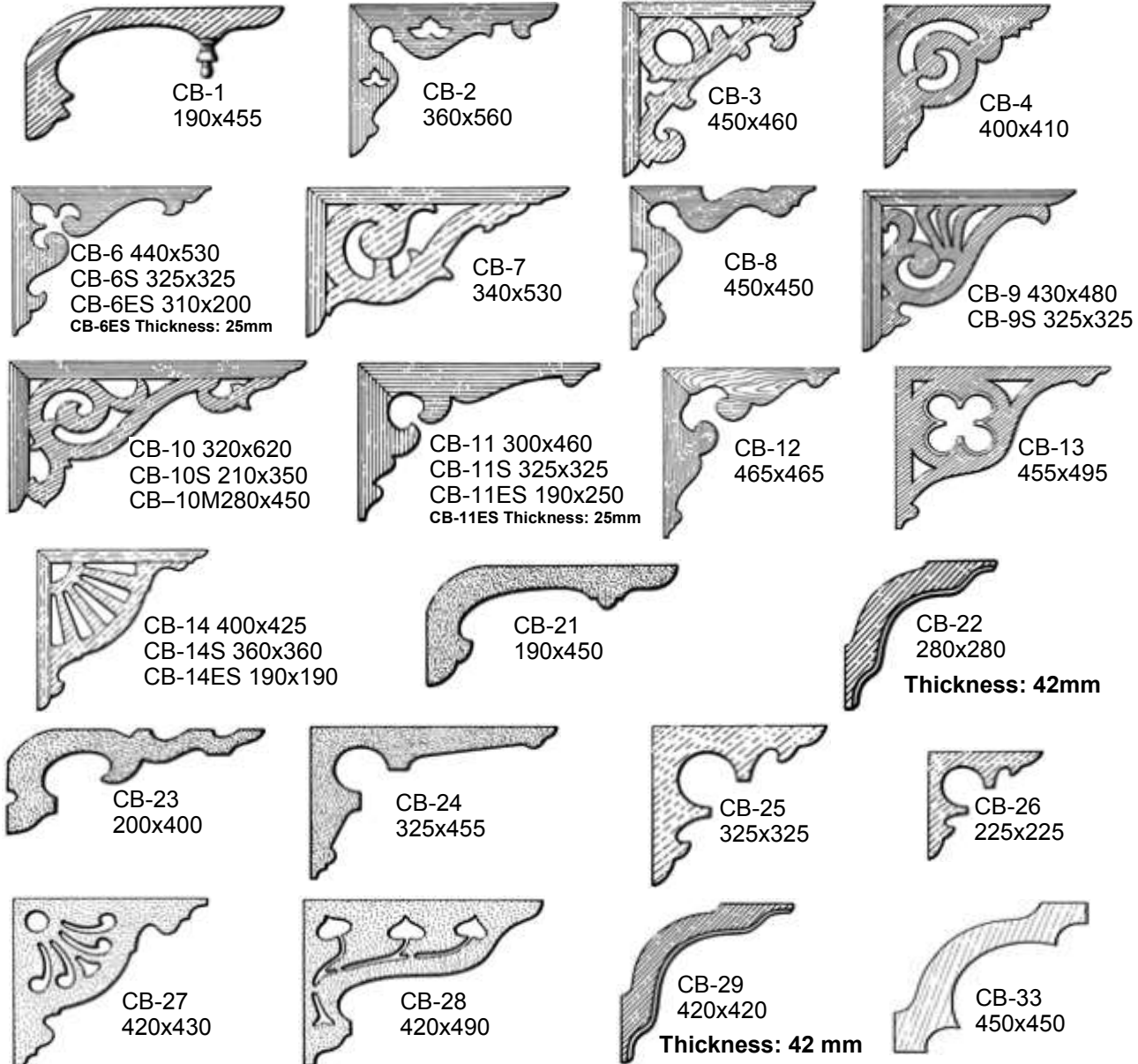
Standard Thicknesses of Gable Finials ⇒ 45 x 45mm
 ⇒ 70 x 70mm
 ⇒ 88 x 88mm

Other sizes available by request

TABLE MEASUREMENTS ARE MM FOR STD FINIALS 70 X 70 MM THICK

CORNER BRACKETS

All Corner Brackets are 32 mm thick except for CB6es, CB11es, CB22 and CB29



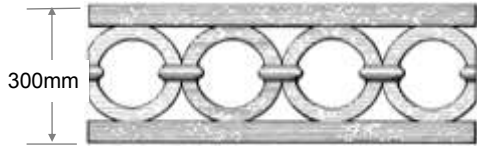
Our extensive range of corner brackets cater for all decorative situations as a quick and simple way to add a touch of individuality to a plain verandah. All are made from solid timber and treated with LOSP to H3 after production.

Corner brackets make an ideal compliment to frieze and fretwork panels and will enhance both interior and exterior locations.

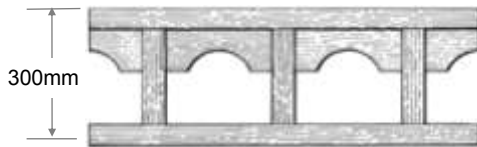


EXTERNAL FRETWORK


Other sizes available by request



FR2



FR3




FR4
With A Motif




FR9

FR10



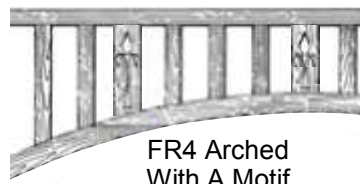
FR5



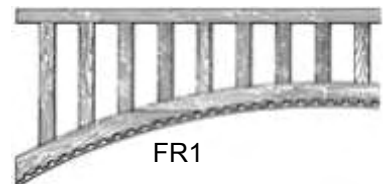
FR8



Dropper
FR1

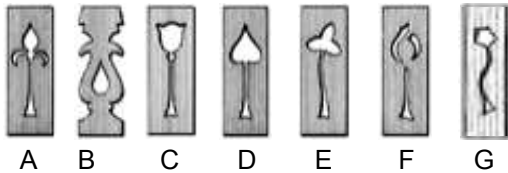


FR4 Arched
With A Motif

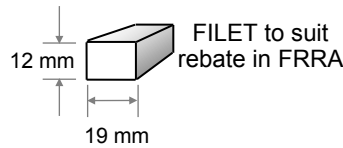
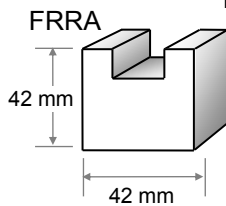


FR1

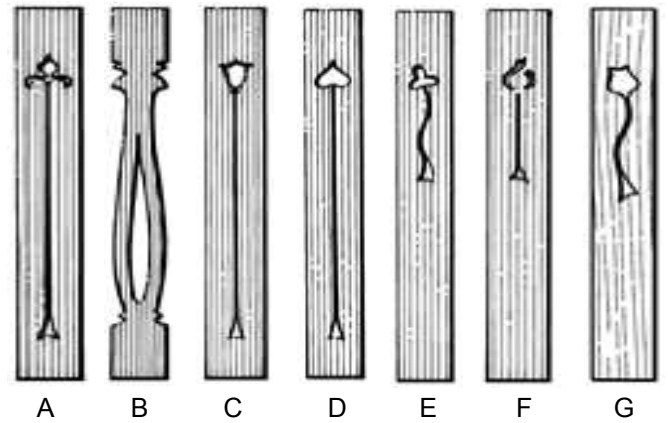
Optional Motifs-Fretwork for FR4 or FR4 Arched 90x19x235 mm



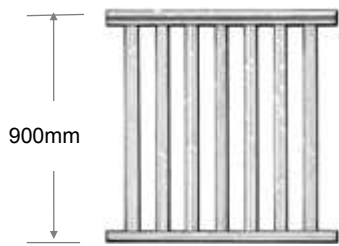
Fretwork Straight Standard rail
Rebate 12 mm x 19 mm



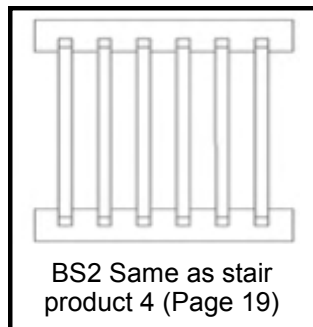
Optional Motif Inserts for BS4 balustrade 90x19x1000 mm




BALUSTRADE



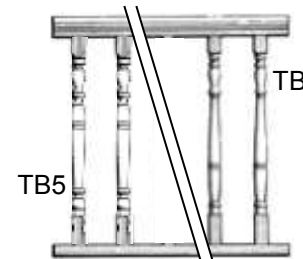
BS1-Slats 19 x 42mm
BS6-Squares 42 x 42mm



BS2 Same as stair
product 4 (Page 19)



Assembly is BS4
With A Motif



Assembly is BS5
42 x 42mm Turned Balusters

The above fretwork and balustrade are crafted to compliment the home. Choose the design to match the period of your home, or we can manufacture to your design. **Available assembled or in a kit form.**

Assembled balustrade and fretwork is constructed by our highly trained tradesmen with a water resistant adhesive and treated with LOSP to H3 after assembly for maximum durability.


ALL ASSEMBLED PRODUCTS CARRY A 10 YEAR WARRANTY.

Warranty only applies if installation is to recommendations set out in Page 5

POST KNOBS AND CAPITALS

NEW Aluminium Post Capitals

AVAILABLE in 125mm / 100mm SPEAR or BALL



**Ball
C1**

**Acorn
C2**

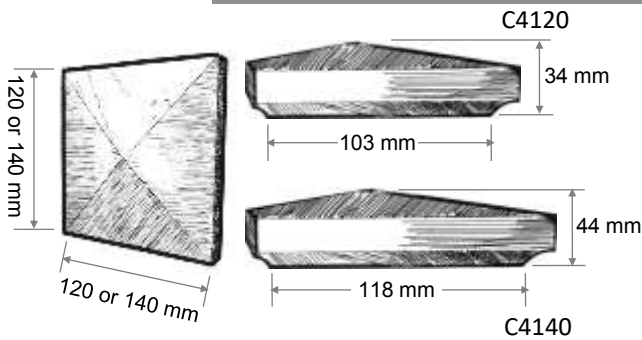
**Windsor
C3**

For all styles, standard base diameters are 86 mm and 108 mm
Other sizes by request.



PERIOD PRODUCTS
STD LOSP Pine. Other timbers by request

PYRAMID POST TOPS



CRICKET BATS

PYRAMID CAP WITH MOULDING

Codes
PYR 90
100
110
125
140

CRICKET BAT MOULDING

Codes
CBM 75
100
120
125
150


Illustration

Combination of :

VERANDAH POST: V4 (112 x 112mm)

HANDRAIL ASSEMBLY: BS5 with TB4 Baluster (42 x 42mm) & HR2 Handrail (has been rebated to 42 x 12mm to suit turned balusters)

NEWEL POST: N4A (112 x 112 mm)



HANDRAIL

HR1ASL
65 x 42mm

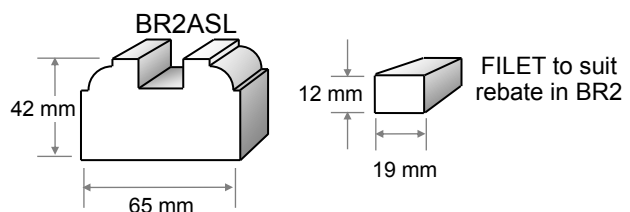


HR2ASL
85 x 65mm

Standard rebate: 19mm wide x 12mm deep
Other rebates sizes on request

BASE RAIL

Rebate 12 mm x 19 mm



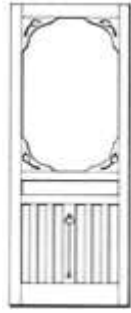


SCREEN DOORS

Screen doors are of a solid mortice and tenon construction, sanded ready for painting. A wider range of styles are available, below are just a few of the options. **Made to your sizes in LOSP pine standard.**
Supplied without wire for painting, Other timbers by request .
Includes beading mitred to suit.



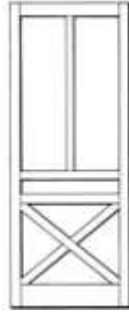
SD 3



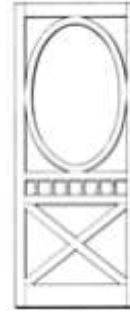
SD 5



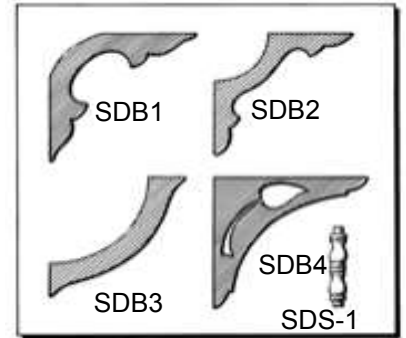
SD 6



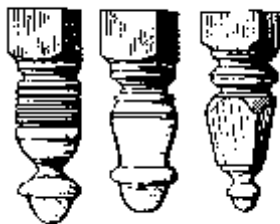
SD 9



SD 10

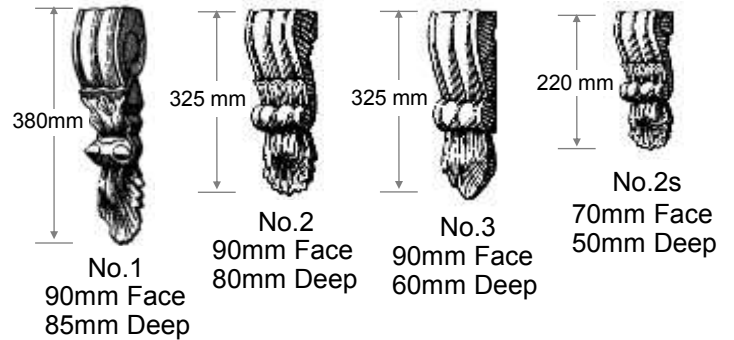


TURNED CORBELS

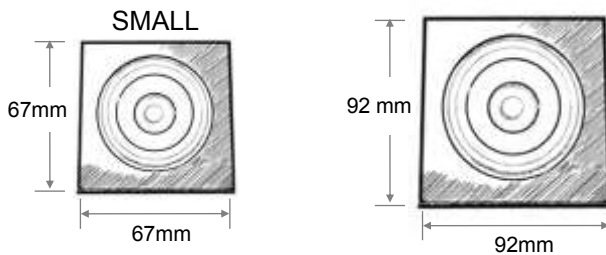


No.7 No.8 No.9

CARVED CORBELS



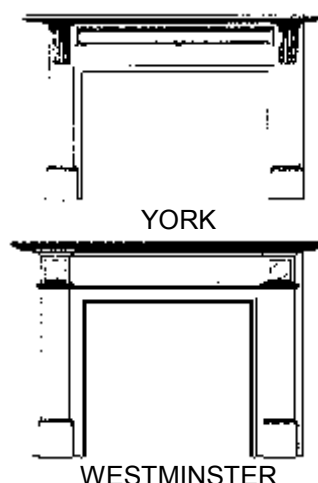
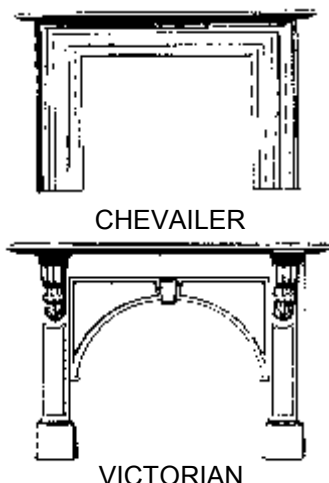
ROSETTE CORNERS BLOCKS



Material thicknesses for Rosette Corner Blocks for Top Corner of Architraves:


MDF	18mm
Pine	19mm
KD Hard Wood	19mm

FIRE SURROUNDS



WATER-OIL HEATER RADIATOR COVERS

Designed pattern can be made to match other products



Made to your measurements

Fire surrounds are available in timber for stained work or MDF for paint finish. York and Victorian. Fire surrounds are available with a choice of turned or carved corbels from our stock lines.

STANDARD MOULDED PRODUCTS

LARGE HANDRAIL
CODE: HR2ASL
 65(H) x 85(W)mm



HANDRAIL (Small)
CODE: HR1ASL
 42(H) x 65(W)mm



FILLET
 12(H) x 19(W)mm

To suit rebates
CODE: FIL19A



Base Rail
CODE: BR2ASL
 42(H) x 65(W)mm



bottom rail for hand rail balustrade assembly

Top and bottom Fretwork Rail
CODE: FRRA
 42(H) x 42(W)mm



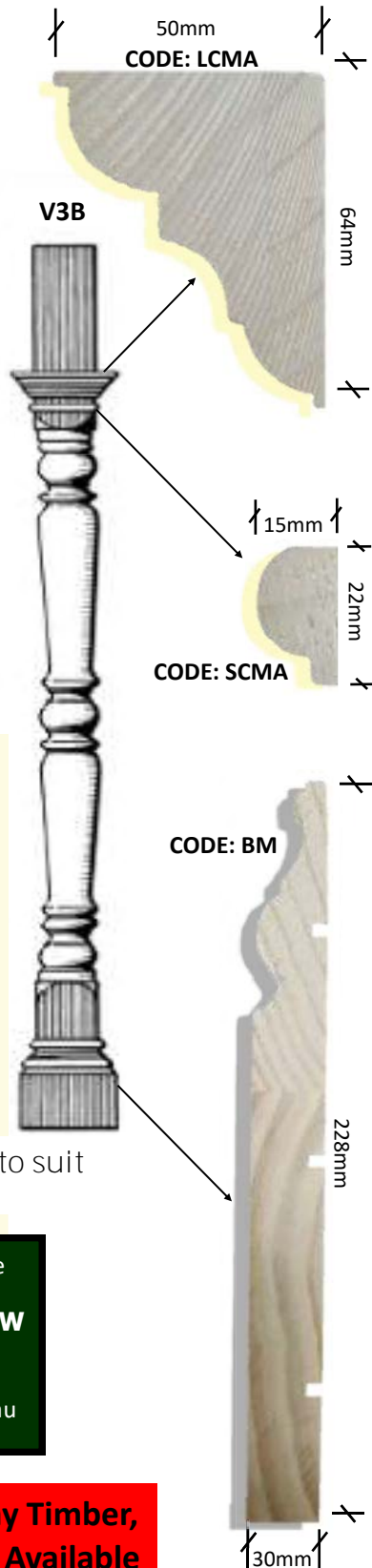
Original design



Original design extended to suit

The 3 Profiles below are attached to the V3B Posts. Moulding can be sold separately by the metre.

Please see standard post range on page 8.



Internal Frieze Work may be found in
FRIEZE WORK - WINDOW
PELMETS - PRIVACY
SCREEN (Pages 14-17)
www.karemwoodcraft.com.au

**Any Size, Any Timber,
 Any Profiles Available**

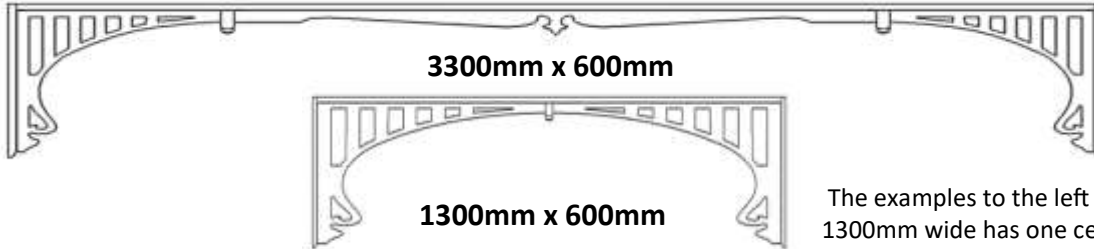
Computer Design Drawing Service Available.

Below are examples of how a pattern can change in width and drop. Patterns may vary in appearance depending on your width and drop requirements.

Any Size Available To The Millimetre

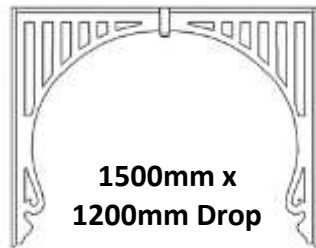
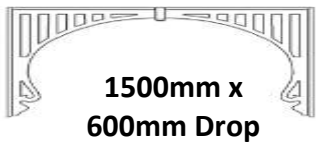


HFR1 Examples




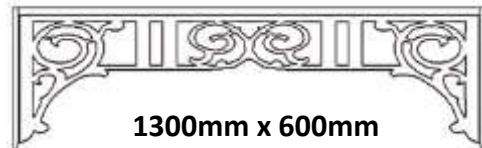
The examples to the left (HFR1) show that at 1300mm wide has one centre turned dropper whilst the 3300 mm have two turned droppers along with an inserted centre panel.

Please find below the perfect example of what happens if you change the drop measurement in regards the appearance.



Please find below the examples of one pattern which is HFR4 with extra centre patterns inserted over wider dimensions.

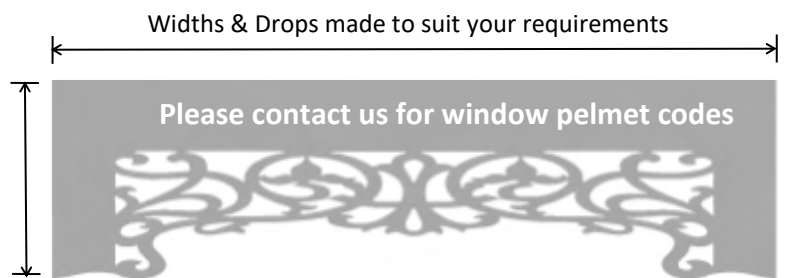
HFR4 Examples



FRETWORK & WINDOW PELMETS

To complete your decorative needs the designs below are available in internal fretworks and also as boxed window pelmets. Range is available in timbers and MDF panels with a pine frame.

On top of our comprehensive range we also offer a full matching service



Window Pelmet HFR2WP

This range of internal fretwork are drawn with the side drop being approximately 500mm to 600mm.



Frieze Work: **HFR1**



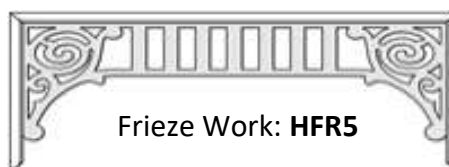
Frieze Work: **HFR2**



Frieze Work: **HFR3**



Frieze Work: **HFR4**



Frieze Work: **HFR5**

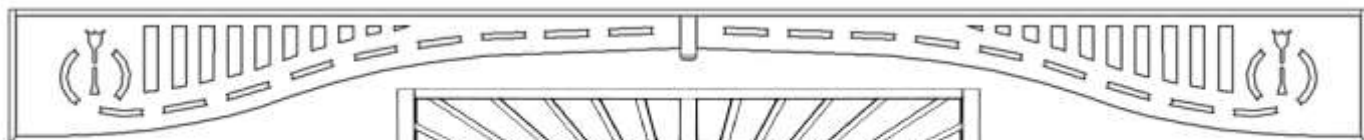
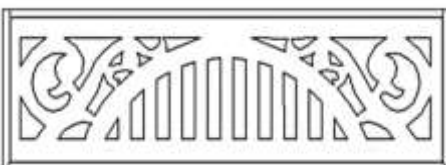


Frieze Work: **HFR8**

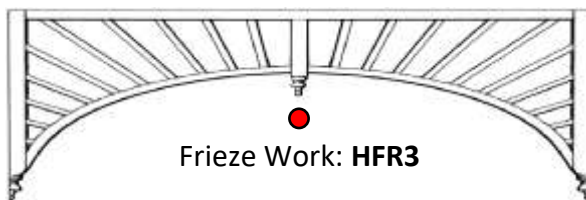
INTERNAL FRETWORK & WINDOW PELMETS

FULL MATCHING SERVICE


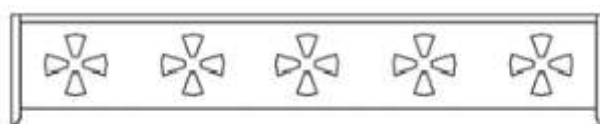

Computer Design Drawing Service Available.



Patterns may vary in appearance depending on your width and drop requirements



These 3 ● have turned droppers on the sides. The rest of the range has 'Thumb Nail' style droppers



These 4 fretwork designs can be used as inserts for handrail balustrades see photo on page: 33.

V-STYLE POST ORDER FORM

SQUARE SIZE AT TOP

88 x 88 mm
 95 x 95 mm
 112 x 112mm
 120 x 120 mm

NUMBER OF POSTS REQUIRED

CAN YOU RE-USE EXISTING ALUMINUM CAPITALS

YES NO

IF HANRAIL BLOCK IS NEEDED MEASURE GROUND TO TOP OF BLOCK _____ mm

HANDRAIL BLOCK

YOUR POTS WILL BE MADE IN LOSP TREATED PINE UNLESS OTHERWISE SPECIFIED

Customer Name : _____
Phone : _____
Email : _____

V7 TO V7FH ARE ROUND WITH OCTAGONAL BASE

V7 V7F V7H V7FH V8

PLAIN FLUTED

PLAIN FLUTED WITH HANRAIL BLOCKS

AS SHOWN

ROUND ONLY ON V8
OCTAGONAL

OVERALL LENGTH mm
GROUND TO TOP OF CAPITAL mm
ALWAYS 300 mm

FIREPLACE MANTEL ORDER FORM

Style

Mantel included
 YES Or NO

Mantel Attached At Factory
 YES Or NO

H Total Height with the 32mm Mantel

M Total Mantel Size

D Mantel side Overhang normally 80 mm

A Opening Size

B Opening height

C For Curved Opening Mantels only Point the Straight Ends

F Height of Surround Excluding 32mm mantel

E Mantel Depth Normally 260 mm

W Width

Must be Completed

For Victorian or Arched Fire surrounds only

Step Layers 30 mm

Specials e.g. 2nd top no corbels

FOR TECHNICAL SUPPORT

1300 547 581

Phone: (03) 9720 7266

Fax: (03) 9720 7191

852 Mountain Hwy Bayswater 3153 VIC

E: sales@karemwoodcraft.com.au

WWW.karemwoodcraft.com.au



How To Guides:

HELP MAKE THE JOB EASIER

Karem has a fantastic range of 'How To' Guides to help take away any stress.

If your project is not listed below please don't hesitate in contacting one of our friendly team members.

Below is a list of all the guides readily available at our

website — www.karemwoodcraft.com.au

Stairs

- How To Assemble Fights
- How To Assemble Guide - Premium Stairs
- How To Assemble Guide - Stairs
- How To Measure - Stair Specials
- How To Measure - Standard Stairs
- How To Install Guide - Aluminium Nosing Kits (BCA)

Window Pelmet

- How To Measure / Order
- How to Assemble Guide

Period Products

- How To Measure Arched Architraves
- How To Measure Full Circle Architraves
- How To Measure Half Circle Arch Architraves
- How To Measure Rafters
- How To Assemble Guide For Window Canopies
- How To Measure Guide For Window Canopies
- How To Measure V7 Posts

How To Measure Verandah Rafters

Standard Rafters made of L.O.S.P treated pine.
Other times by request.

To order your verandah rafters, we require:

1. Overall length (L) in mm
2. External Radius (R) in mm
(our standard external radius is 350 mm)
3. Size of rafter material: Standard (90x42mm)
USE EXTERNAL MEASUREMENTS

Rafters Standard Sizes:

Height (H): 90mm
Width (W): 42mm
Radius(R): 350mm

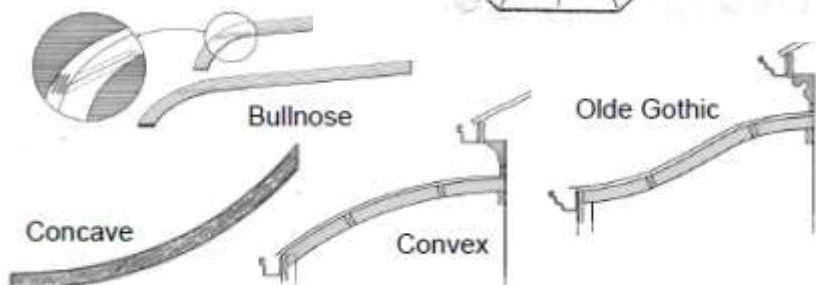
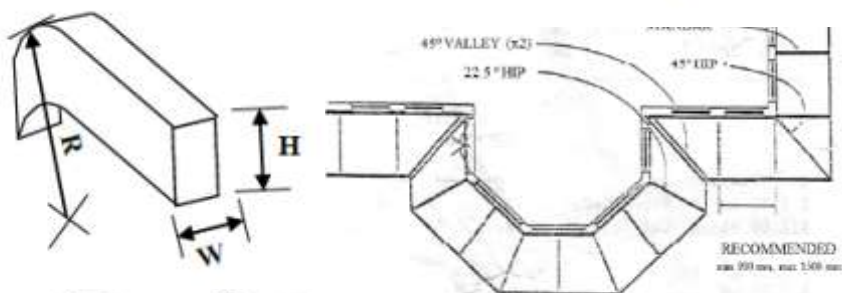
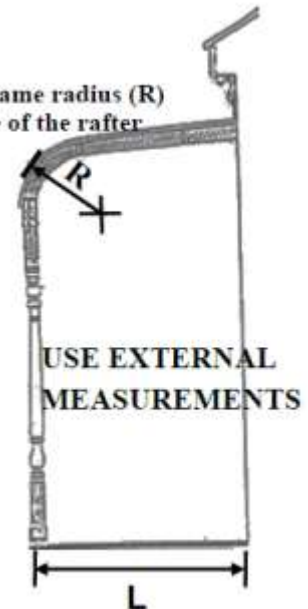
All other sizes and radii available by request

Rafter Products Available:

- Standard (STD) Rafters
- 22.5° Hips
- 45° Hips
- 45° Valley

All products are available in the following **STYLES**

Steel to be rolled to the same radius (R) which is the outside edge of the rafter



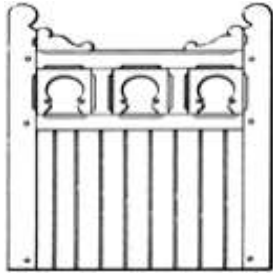
MATERIAL: Size: 90 x 42 mm X DSP I / PINE or OTHER

EXAMPLE:

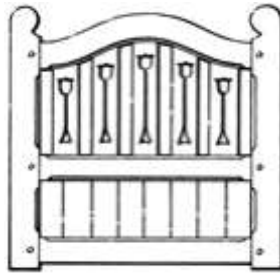
Quantity 16 STYLE Bullnose PRODU STD Rafters LGTH: 1800 mm RADIUS: 350 mm

GATES


MADE TO YOUR SIZES



Canterbury



Kensington



Hawthorn 1.0



HUGE STANDARD RANGE
FULL MATCHING SERVICE
See pages 20 to 25 To view styles



These robust traditional fencing designs will add a new dimension to any home frontage. Gates are able to blend with a variety of fencing styles that lend an air of distinction to paths and driveways. Available in western red cedar or for economy purchase in H3 L O S P treated radiata pine with solid mortice and tenon construction along with 19mm ply panel. Range from period to modern any style of timber.

FOR TECHNICAL SUPPORT
1300 547 581
Phone: (03) 9720 7266
Fax: (03) 9720 7191
852 Mountain Hwy Bayswater 3153 VIC
E: sales@karemwoodcraft.com.au
WWW.karemwoodcraft.com.au

Additional Enhancement
Options Available In
Wrought Iron.


ADDITIONAL STEEL LACEWORK

Below is a sample of our range.
Gate Tops: for single or double gates
Ornate Inserts: Peep Hole
Decorative Rosettes

Decorative Infill / peep hole



2-03
H250 x W220mm



2-05
H380 x W230 mm



20-16 Rosette
35(W) x 4(H) x 0.4mm



9-04 (single gate top) 810 x 280mm



9-06 Used as a pair or individual (sold separately)
740 x 230mm



LOUVRES

Our fixed timber Louvres are perfect for keeping out the rain as well as direct sunlight whilst still allowing light and air. Made from LOSP Treated Pine or Cedar or Hardwood.

SUGGESTED LOUVRE STANDARD SIZES:

85mm x 17mm slats / 90mm x 42mm frame.

Supplied in a flat pack or manufactured as a full panel.



CUSTOM SIZES AVAILABLE

WINDOW / DOOR SHUTTERS

Our timber Windows & Door Shutters are perfect for keeping out the rain as well as direct sunlight whilst still admitting light and air. Made from LOSP Treated Pine.

SUGGESTED SHUTTER STANDARD SIZES:

35mm x 10mm slats / 35mm thick Face Surface of top rails, side & centre: 65mm

Bottom Rail Surface Face: 90mm

Able To Be Made In Any Size & Out Of Any Timber.

FLY SCREEN DOORS

Our Fly Screen doors are made using LOSP Treated Pine (environmentally friendly timber). We make each door to your specifications. Ranging from 18mm – 30mm in thickness. You will need the size of your door frame and we will make your screen door to suit.



3 DIFFERENT PRODUCTS WITH THE SAME PATTERN

Eg.
The code for this style as a window pelmet is


SA7WP

1 WINDOW PELMETS



2 INTERNAL FRIEZE WORK

Frieze work made out of Timber or MDF.




If the style has straight bottom edge, frame 42x42mm on all four sides. As BELOW

E.g. The code for this style as an internal frieze work is **SA7FW**

3 PRIVACY SCREENS

Privacy Screen made out of 9 mm ply LOSP Pine for external or MDF for internal
Other timbers available by request.



Over 60 + patterns available,
see them all at
www.karemwoodcraft.com.au

Karem Woodcraft Proudly Helping To

ST KILDA PIER KIOSK



AFTER THE FIRE WITH THE ASSISTANCE OF THE ORIGINAL DRAWINGS KAREM WOODCRAFT REPRODUCED ARCHED INTERNAL & EXTERNAL WINDOW MOULDINGS ETC FOR THE ST KILDA KIOSK.



St Kilda Pier's History

1853 the pier and jetty was constructed to assist the early settlers, in unloading timber and building materials.



The original piers pavilion was built in 1904 and has been a childhood favourite for generations. The kiosk was destroyed by fire in 2003 and after the restoration was completed the iconic landmark was reopened in 2006.

Keep The Iconic Institutions Alive

PUFFING BILLY



KEEPING PUFFING BILLY ALIVE – MANUFACTURE OF NEW TIMBER CARRIAGE DOORS & SEATS

Puffing Billy Railway, located only one hour East of Melbourne in the magnificent Dandenong Ranges, operates every day of the year except Christmas day. The steam train journeys through 25 km's of forests and fern gullies between Belgrave and Gembrook. Australia's favourite train is one of four low-cost 2'6" (762mm) narrow gauge lines constructed in Victoria in the early 1900s to open up remote areas.

Unable to remain competitive against increasing road traffic, the experimental line was finally closed by the Victorian Railways in 1954 following a landslide. During a series of farewell trips, it was decided to try and save the line for generations to come, resulting in the formation of the Puffing Billy Preservation Society.

Since the line was reopened through to Gembrook in 1998, the little train has carried over 11 million smiling passengers, with patronage passing a record-breaking 487,000 in the last year. In addition to the traditional excursion train journey and the ever-popular Day out with Thomas events, passengers can also book a range of unique First Class wine and dine experiences. Choose from the daily Steam & Cuisine Luncheon, or one of the themed evening Dinner Trains, travelling in beautifully restored heritage dining carriages.

Still a volunteer-based organisation, Puffing Billy is now the largest not-for-profit narrow gauge heritage steam railway in the world. Awarded Silver in the 2016 Major Tourist Attraction category of the Victorian Tourism awards, and a TripAdvisor Certificate of Excellence for the fourth year in a row, the little train's popularity continues to grow.

www.puffingbilly.com.au





Manufactured reproductions of Heritage listed components.



BEFORE



AFTER





PHOTO GALLERY

Example of a special component manufactured to the customer's requirements.

At Karem Woodcraft, our staff are committed to deliver any design, any size, in any timber product to meet your requirements.



**NO JOB IS TOO BIG
OR TOO SMALL**



CUSTOM DESIGNS

PHOTO GALLERY



MATCHING SERVICES

PHOTO GALLERY

Original photo from the early 1900's



Our reproduction of the original




SCREENS & WINDOW PELMETS

PHOTO GALLERY



CUSTOM DESIGNS

PHOTO GALLERY



ALUMINIUM STAIR NOSING

Product Code AL1160

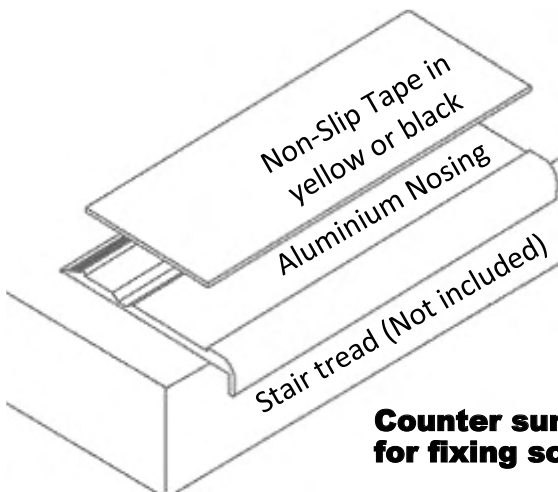
**To comply with the building codes of Australia
BCA P5 3.9.1.3 (g)**



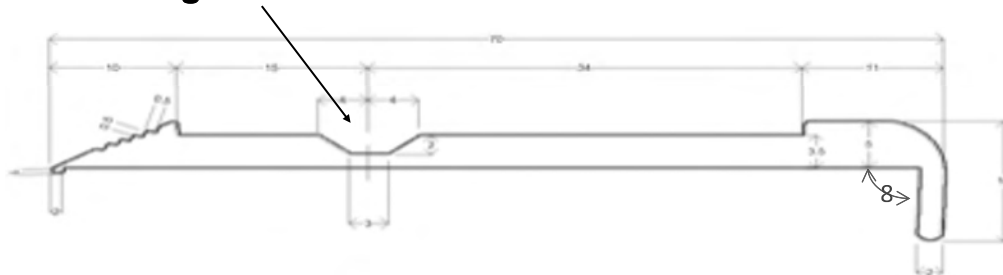
ONE KIT INCLUDES:

- **ALUMINIUM NOSING**
1160mm long (To suit the 1200mm kit)
- **1 NON-SLIP TAPE IN YELLOW 48 x 1160mm long**
- **1 NON-SLIP TAPE IN BLACK 48 x 1160mm long**
Choose the colour for your requirement
- **5 SCREWS**

3500mm lengths also available



Counter sunk Channel for fixing screw heads



BCA 3.9.1.3

(g) Treads must have a non-slip finish or a suitable non-skid strip near the edge of the nosing.

We highly recommend the application of a non-slip finish (paint with sand grit) or the placement of a non-skid strip fitted to the top front edge of any dressed all round (DAR) smooth finished material being used as treads. As stated above in clause (g) of BCA 3.9.1.3 other applications to DAR treads are not acceptable.

Stair Products Features and Benefits

- **Save time, save money with a professional finish.**
- **Superior flexibility and design gives a greater choice from our 6 product range covering all stair applications.**
- **D.I.Y. For domestic and commercial builder.**
- **Kits include all components and easy step by step guides.**
- **All stair products are manufactured at an elevation angle of 34.5° (Degrees).**
- **10 year guarantee on all products.**

FOR TECHNICAL SUPPORT

1300 547 581

Phone: (03) 9720 7266

Fax: (03) 9720 7191

852 Mountain Hwy Bayswater 3153 VIC

E: sales@karemwoodcraft.com.au

WWW.karemwoodcraft.com.au

Product 6

PREMIUM STAIR KIT

- ✓ **Manufactured in Australia.**
- ✓ **BCA (Building Codes Australia) Compliant.**
- ✓ **Includes Aluminium Non-Slip Stair Nosing.**
- ✓ **10 Year Limited Guarantee.**



Commercial & Domestic Use!

HEIGHT (mm)	TREADS (STEPS)	DIST. FROM WALL (mm)	STRINGER (SIDES)	ANGLE BRACKETS	THREA D RODS	NUTS & WASHERS	FULL KIT PRODUCT CODE
330	1	390	2	2	1	2	KCPRKIT1
495	2	670	2	4	2	4	KCPRKIT2
660	3	950	2	6	2	4	KCPRKIT3
825	4	1230	2	8	2	4	KCPRKIT4
990	5	1510	2	10	3	6	KCPRKIT5
1155	6	1790	2	12	3	6	KCPRKIT6
1320	7	2070	2	14	3	6	KCPRKIT7
1485	8	2350	2	16	3	6	KCPRKIT8
1650	9	2630	2	18	4	8	KCPRKIT9
1815	10	2910	2	20	4	8	KCPRKIT10
1980	11	3190	2	22	4	8	KCPRKIT11
2145	12	3470	2	24	4	8	KCPRKIT12
2310	13	3750	2	26	5	10	KCPRKIT13
2475	14	4030	2	28	5	10	KCPRKIT14
2640	15	4310	2	30	6	12	KCPRKIT15
2805	16	4590	2	32	6	12	KCPRKIT16
2970	17	4870	2	34	6	12	KCPRKIT17

KIT INCLUDES

- **Aluminium stair nosing attached with non-slip tape applied in black (tape interchangeable BCA Level P5)**
- **Galvanized 10mm booker rod (threaded rod) with flush cap nuts.**
- **2 x Galvanized angle brackets for each tread with 12 of 12g x 30mm Hex Head screws per tread.**
- **2 x stringers (sides) with nosing joint cut in for treads. (steps)**
- **Number of steps as required.**

Standard Going & Rise for Stair Kits

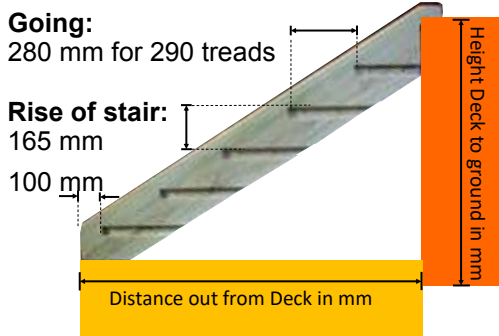
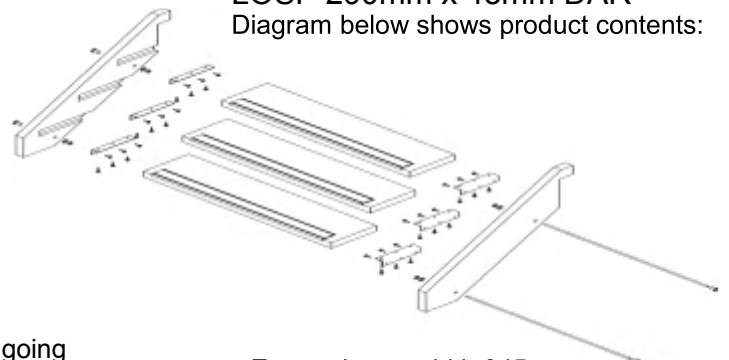


Diagram above is showing a 5 step 280 mm going stringer which, according to the table on the left, is **990 mm** from the deck to the ground and a distance out from wall of **1510 mm**

Material

LOSP 290mm x 45mm DAR

Diagram below shows product contents:



External step width 945mm
walking space
Complete external width 1035mm



PRE-ASSEMBLED STAIRS

240mm or 290mm
1 to 17 Steps

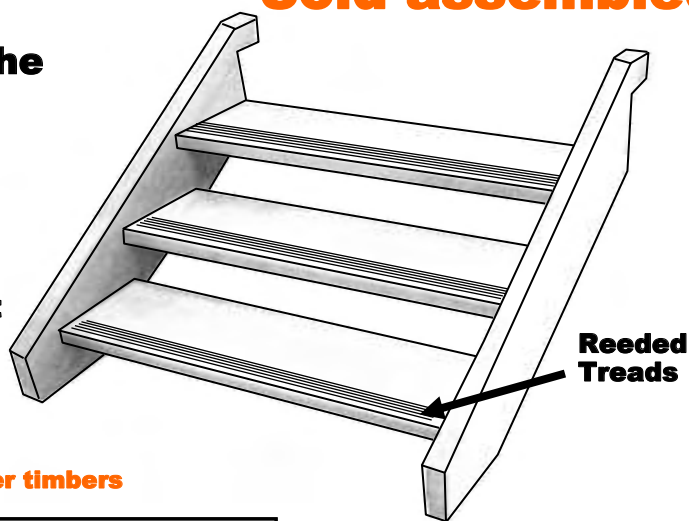
Product 5

Refer to height table for number of STEPS on page 4s

Sold assembled

The Pre-assembled stair is the easiest option to install

Can be difficult to lift & transport



Available in Spotted Gum and other timbers

PRODUCT 5 (1-17 Steps)

To order Pair of Stringers

complete the code below by adding the number of steps you require

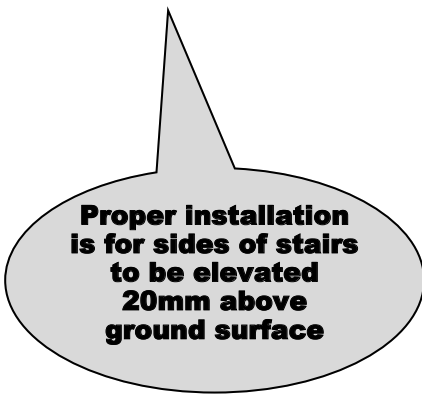
Eg. To order a 5 Step 240mm Assembled Stair in:

CCA, the code is: KSC950Ass5

LOSP, the code is: KSL950Ass5

MERBAU, the code is: KSM950Ass5

To work out the number of steps you require, please refer to table on page 2s



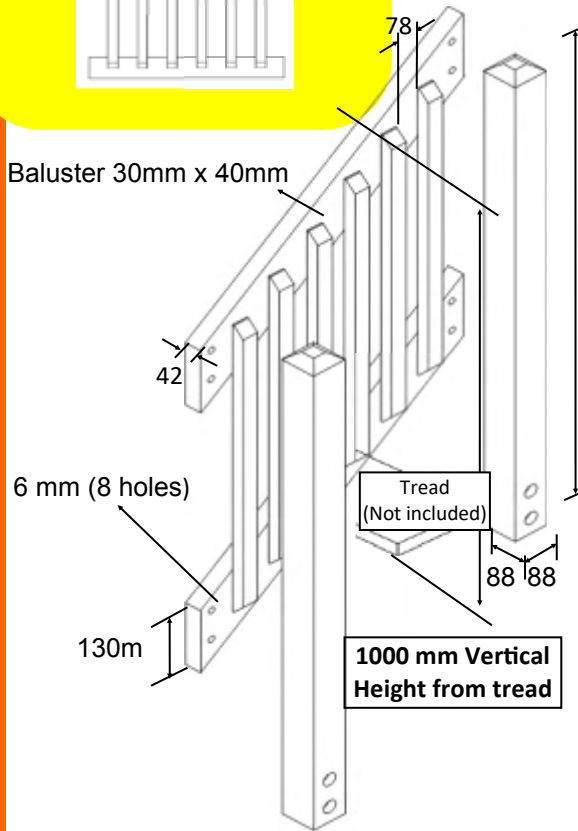
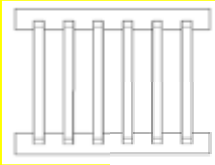
TIMBER TYPE	STEP WIDTH	ORDER CODE
CCA Treated Pine	240mm	KSC950Ass_____
LOSP Treated Pine	240mm	KSL950Ass_____
	290mm	KSLPR950Ass_____
MERBAU	240mm	KSM950Ass_____
	290mm	KSMPR950Ass_____

Standard width size is 990mm overall manufactured from L.O.S.P. treated Pine and MERBAU

Straight Handrail Panels & Posts

Can be made to your measurements. Just measure between posts.

The code of this profile in a straight panel code is BS2 other styles available



HANDRAIL STAIR FLIGHT KITS

Product 4



Refer to height table for number of STEPS on page 4s

To suit the angle of 240 or 290mm Stair kits in 1 to 17 Steps

Easy to install
Pre-drilled and location holes in all components of the kit

Flight handrail and balustrade pre-assembled as one panel. Just attach the two newel posts

CHOOSE LEFT OR RIGHT SIDE

When ordering handrail flights, choose (left or right) by standing at the bottom of the stairs and looking up the stairs.

Available in Spotted Gum and other timbers

PRODUCT 4 (1-17 Steps) To order Handrail Stair Flight Kits

complete the code below by adding your number of steps you require.

Eg. To order a Right Handrail flight Kit for 5 Step 240 mm Stair in:

LOSP, the code is: KLFlightR5
MERBAU, the code is: KMFlightR5

To work out the number of steps you require, please refer to table on page 4s

ONE KIT INCLUDES:

- **DIY INSTRUCTIONS**
- **ONE PRE-ASSEMBLED HANDRAIL BALUSTRADE FLIGHT PANEL (Left or Right)**
- **TWO POSTS**
88mm x 88mm

NOTE: Posts are fastened to outside of stringer, extra allowance of 88mm per handrail flight may need to be considered.

- **EIGHT SCREWS**
Galvanised 5 mm hex drive batten screws 14g x 100mm
- **FOUR COACH BOLTS WITH NUTS AND WASHERS**
Galvanised 12mm x 130mm

Standard Kits are made from L.O.S.P. Treated Pine or MERBAU

TIMBER TYPE	STEP WIDTH	ORDER CODE	
		LEFT	RIGHT
LOSP Treated Pine	240mm	KLFlightL_____	KLFlightR_____
	290mm	KLPRFlightL_____	KLPRFlightR_____
MERBAU	240mm	KMFlightL_____	KMFlightR_____
	290mm	KMPRFlightL_____	KMPRFlightR_____

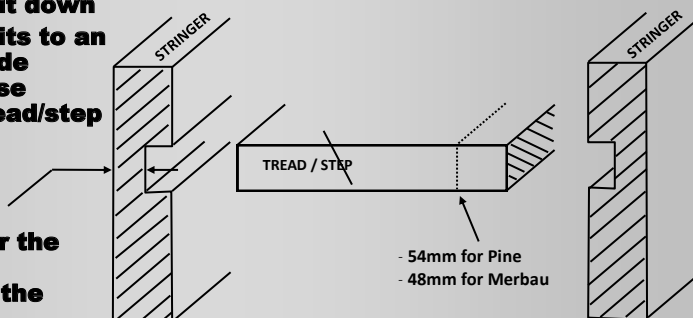
Other timbers and sizes available by special order. POA Delivery charge on all products POA



IF you need to cut down one of our standard kits to an exact overall outside measurement please deduct from the tread/step length:

54mm for Pine
48mm for Merbau

Which will allow for the thickness of the stringers on the outside of the rebates.



ONE STAIR KIT INCLUDES:

- A PAIR OF STRINGERS
 - REEDED TREADS
 - FOUR SCREWS PER TREAD + TWO PER SAWTOOTH SUPPORT
- Galvanised 5 mm hex drive batten screws
 14g x 100mm

Full stair components for quick and easy assembly

The treads can be easily cut down in width to give full flexibility between standard kit sizes

available in spotted gum, blackbutt and other timbers

PRODUCT 3 (1-17 Steps)

To order Stair Kits

complete the code below by adding the number of steps you require

E.g.. To order a 5 Step 240mm Stair Kit 900mm wide in:

CCA, the code is: **KC990SKit5**

LOSP, the code is: **KL990SKit5**

MERBAU, the code is: **KM990SKit5**

To work out the number of steps you require, please refer to table on page 2s

TIMBER TYPE	STEP WIDTH	ORDER CODE			
		990 mm	1200 mm	1800 mm	2400 mm
CCA Treated Pine	240mm	KC990SKit_____	KC1200SKit_____	KC1800SKit_____	KC2400SKit_____
	290mm	KL990SKit_____	KL1200SKit_____	KL1800SKit_____	KL2400SKit_____
LOSP Treated Pine	240mm	KL990SKit_____	KL1200SKit_____	KL1800SKit_____	KL2400SKit_____
	290mm	KLPR990SKit_____	KLPR1200SKit_____	KLPR1800SKit_____	KLPR2400SKit_____
MERBAU	240mm	KM990SKit_____	KM1200SKit_____	KM1800SKit_____	KM2400SKit_____
	290mm	KMPR990SKit_____	KMPR1200SKit_____	KMPR1800SKit_____	KMPR2400SKit_____

Other size kits available POA

Standard Kits are made from L.O.S.P. & C.C.A treated Pine MERBAU
 Other timbers and sizes available by special order. POA
 Delivery charge on all products POA.

STAIR KITS Reeded Treads Included

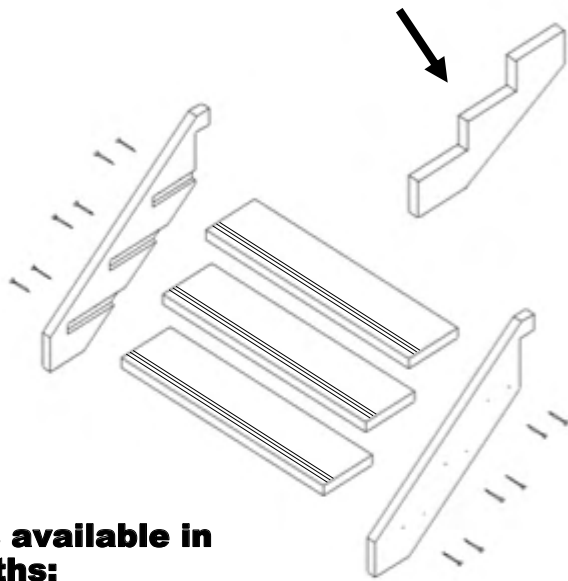
240mm or 290mm
1 to 17 Steps

Product 3



Refer to height table for number of STEPS on page 4s

1800mm and 2400mm width kits
include 1 sawtooth centre support

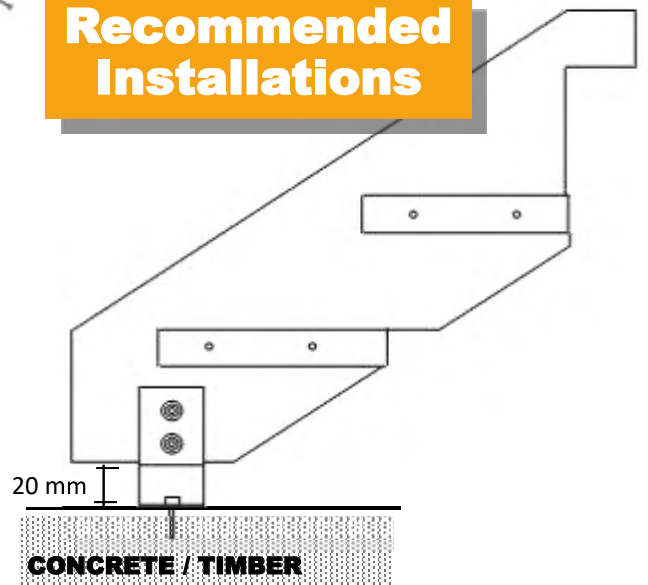
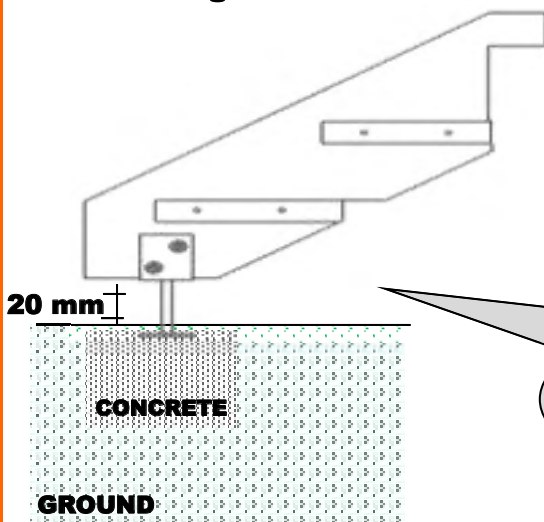


Kits available in widths:

- 990mm
- 1200mm
- 1800mm
- 2400mm

Also Longer POA

Recommended Installations



Proper installation is for sides of stairs to be elevated 20 mm above ground surface E.g. Mounted on galvanized angle bracket or post stirrup

Threaded rods are highly recommended for extra stability.

For your warranty, **ALL SIX SIDES** of any product fitted must be painted (Includes end grain prior to installation) as per instructions on our website.

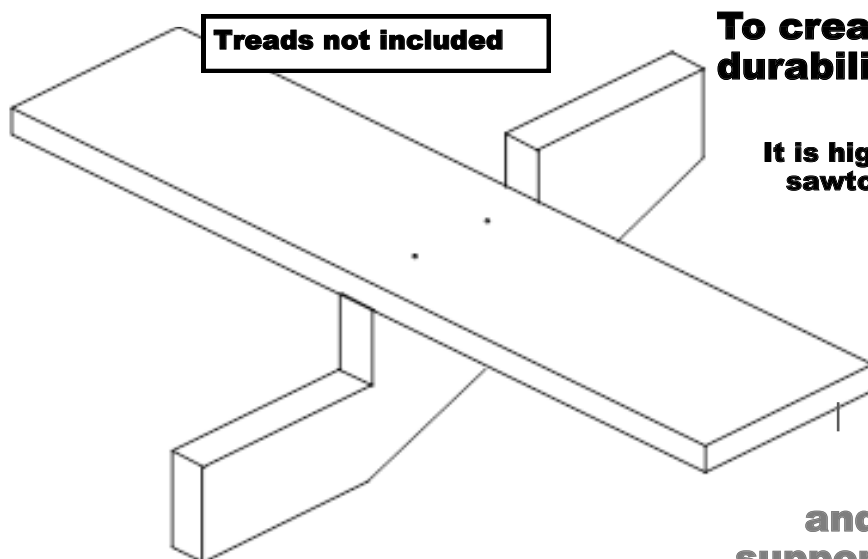


SAWTOOTH CENTRE SUPPORTS

240mm or 290mm
1 to 17 Steps

Product 2

Refer to height table for number of STEPS on page 4s



To create extra stability and durability over wider stairs

It is highly recommended to use a sawtooth centre support every 1200mm width

Stringer pairs and sawtooth centre support are sold separately

Available in Spotted Gum and other timbers

PRODUCT 2 (1-17 Steps)

To order Sawtooth Centre Support complete the code below by adding the number of steps you require

Eg. To order a 5 Step 240mm Sawtooth support in:

CCA, the code is: **KCStair5**

LOSP, the code is: **KLStair5**

MERBAU, the code is: **KMStair5**

To work out the number of steps you require, please refer to table on page 2s

For widths between 1200mm to 2400mm, use one sawtooth support; for widths between 2400mm to 3600mm, use two sawtooth supports, for widths between 3600mm to 4800mm, use 3 and so on.

ONE SAWTOOTH CENTRE SUPPORT INCLUDES:

- SAWTOOTH CENTRE SUPPORT
- TWO SCREWS PER TREAD
Galvanised 5 mm hex drive batten screws
14g x 100mm

Standard Kits are made from CCA and L.O.S.P. treated Pine or MERBAU

Other timbers and sizes available by special order. POA
Delivery charge on all products POA.

TIMBER TYPE	STEP WIDTH	ORDER CODE
CCA Treated Pine	240mm	KCSaw_____
LOSP Treated Pine	240mm	KLSaw_____
	290mm	KLPRSaw_____
MERBAU	240mm	KMSaw_____
	290mm	KMPRSaw_____

PAIR OF STRINGERS

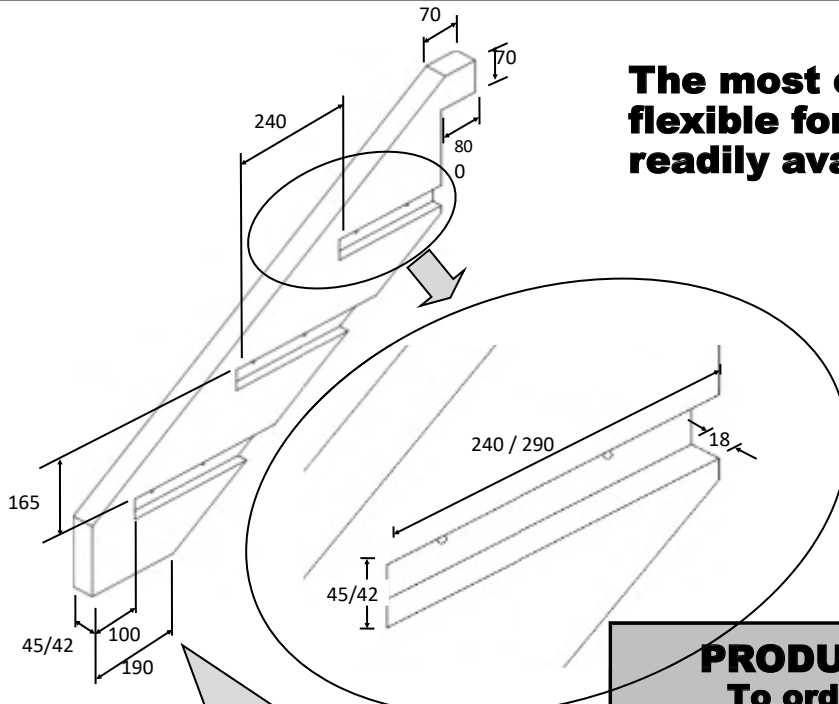
Routed sides for construction
Treads not included

Product 1

240mm or 290mm
1 to 17 Steps



Refer to height table for number of STEPS on page 4s



Proper installation is for sides of stairs to be elevated 20 mm above ground surface REFER TO PAGE 5s

The most economical method, flexible for any width and readily available in stock.

Stringers come pre-drilled.

Available in Spotted Gum and other timbers

- 45mm slot to accept 45 x 240mm LOSP Pine tread/step.
- 42mm slot to accept 42 x 240mm MERBAU tread/step.

Treads and threaded rod can be purchased from your local timber outlet

ONE STRINGER KIT INCLUDES:

- DIY INSTRUCTIONS.
- A PAIR OF STRINGERS.
- FOUR SCREWS PER TREAD Galvanised 5 mm hex drive batten screws 14g x 100mm.

Standard Kits are made from CCA and L.O.S.P. treated Pine or MERBAU

Other timbers and sizes available by special order. POA
Delivery charge on all products POA.

PRODUCT 1 (1-17 Steps)

To order Pair of Stringers complete the code below by adding your number of steps you require

Eg. To order a 5 Step 240mm Stringer Pair in:

- CCA, the code is: **KCStair5**
- LOSP, the code is: **KLStair5**
- MERBAU, the code is: **KMStair5**

To work out the number of steps you require,

TIMBER TYPE	STEP WIDTH	ORDER CODE
CCA Treated Pine	240mm	KCStair_____
LOSP Treated Pine	240mm 290mm	KLStair_____ KLPRStair____
MERBAU	240mm 290mm	KMStair_____ KMPRStair____

please refer to table on page 2s

Karem Woodcraft Is Australia's leading Stair Kit manufacturer. **WHY?**

Because we are the only stair kit manufacturer in Australia to have our own in-house LOSP (Light Organic Solvent Preservative) treatment tank we are proud to offer:

LOSP pine stringers treated after manufacturing this means all surfaces including:

- End Cuts
- Pre-Drilled Holes
- Routing will be sealed with the LOSP treatment

Along with the above points, we also manufacture all LOSP pine stringers in dressing grade clears.

Timber is Dressed All Round (DAR). We have the most diverse range of stair kits together with the

highest quality, supplying Australia wide. **Any Timber, Any Going, Any Rise**

KAREM'S LOSP TREATMENT is **CLEAR** due the fact some of

our customers choose to stain our timber different colours.



For All Standard Products

Table for 240mm & 290mm wide steps How to Work out

Number of TREADS / STEPS Height Ground to Top of Deck in millimetres.

Height Ground to Top of Deck (mm)	No of treads/ Steps	Distance out from Deck (mm)	
		240 mm GOING	280 mm GOING for 290 mm Steps
330	1	340	380
495	2	580	660
660	3	820	940
825	4	1060	1220
990	5	1300	1500
1155	6	1540	1780
1320	7	1780	2060
1485	8	2020	2340
1650	9	2260	2620
1815	10	2500	2900
1980	11	2740	3180
2145	12	2980	3460
2310	13	3220	3740
2475	14	3460	4020
2640	15	3700	4300
2805	16	3940	4590
2970	17	4180	4870
3135	18	4420	N/A

Standard In CCA Or LOSP PINE & MERBAU.

FOR ALL OTHER

Ground To Top Of Deck Heights Goings & Timbers

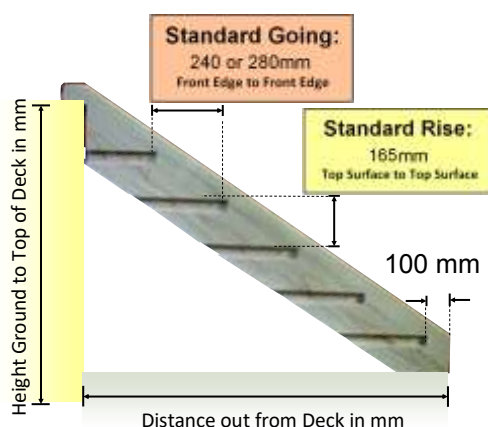


Diagram above is showing a 5 step 240mm going stringer which, according to the table on the left, is **990mm** from the deck to the ground; distance out from wall of **1300mm.**

10 YEAR LOSP GUARANTEE:

In order to assist the longevity of your product please adhere to our care and painting instructions involving either; an oil based paint or oil based stain on all surfaces. Please view our website here:

www.karemwoodcraft.com.au

FOR TECHNICAL SUPPORT

1300 547 581

Phone: (03) 9720 7266

Fax: (03) 9720 7191

852 Mountain Hwy Bayswater 3153 VIC

E: sales@karemwoodcraft.com.au

WWW.karemwoodcraft.com.au

PRODUCT 1



**240mm or 290mm
Wide Treads
1 to 17 Steps**

Page 3s

PAIR OF STRINGERS
Routed sides.
Treads not included

PRODUCT 2



Page 4s

**SAWTOOTH
CENTRE SUPPORTS**

PRODUCT 3



**DIY
Domestic &
Commercial Builders**

Page 5s

STAIR KITS
Reeded Treads included

PRODUCT 4



Page 7s

**HANDRAIL
STAIR FLIGHT KITS**

PRODUCT 5



Page 8s

**PRE-ASSEMBLED
STAIRS**

PRODUCT 6



Page 9s

**290mm
BCA**

PREMIUM STAIR KIT
Commercial & Domestic Use
1 to 17 Steps

TIMBER TREADS



POA

240mm & 290mm

Page 10s

ALUMINIUM STAIR NOSING KIT



BCA RATING: P5 (2016)



KAREM WOODCRAFT

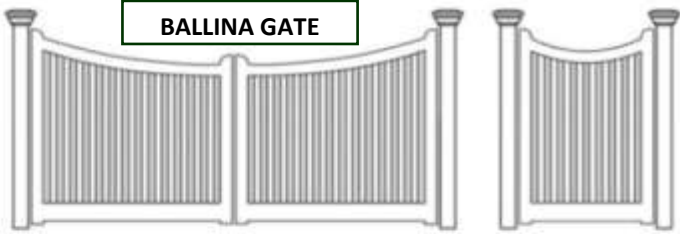
HUGE STANDARD RANGE

& CUSTOM TIMBER PRODUCT MATCHING SERVICE

Huge Gate Range



BALLINA GATE



1 to 17 Steps Stair Range



Made To Suit Any
Height You Require

**FREE DELIVERY
AUSTRALIA WIDE**

Conditions Apply



KAREM WOODCRAFT

QR CODE FOR OUR WEBSITE

**Australia's
NO: 1 Quality Stair Kits
LOSP TREATMENT AFTER
MANUFACTURED**



Any Rise

Any Going

Any Timber

QR CODE FOR BROCHURE
DOWNLOAD



KAREM WOODCRAFT

FOR TECHNICAL SUPPORT

1300 547 581

Phone: (03) 9720 7266

Fax: (03) 9720 7191

852 Mountain Hwy Bayswater

3153 VIC

E: sales@karemwoodcraft.com.au

WWW.karemwoodcraft.com.au

**EDITION
15**



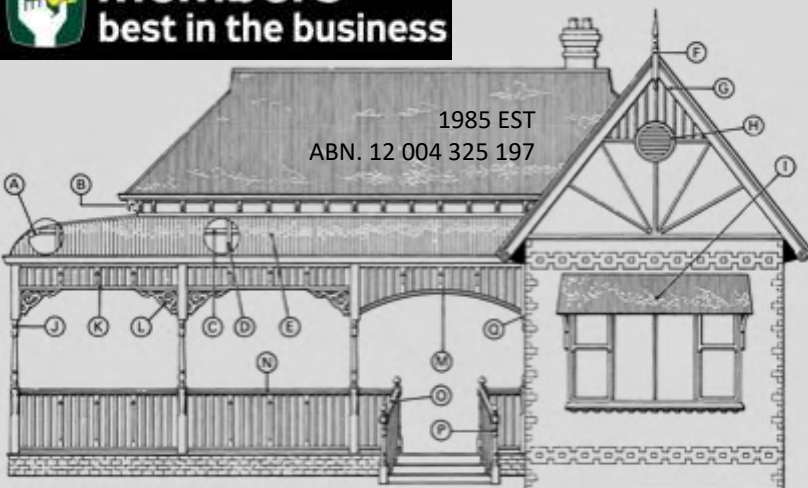
TMA
TIMBER MERCHANTS ASSOCIATION
MEMBER

Experts in Timber



MIA
members
best in the business

1985 EST
ABN. 12 004 325 197



Please flip brochure to see our diverse range.